

# E-Z Mender — Fence Repair and Reinforcement

**Material:** Carbon Steel 2.7mm thick

**Finish:** Black Powder Coating



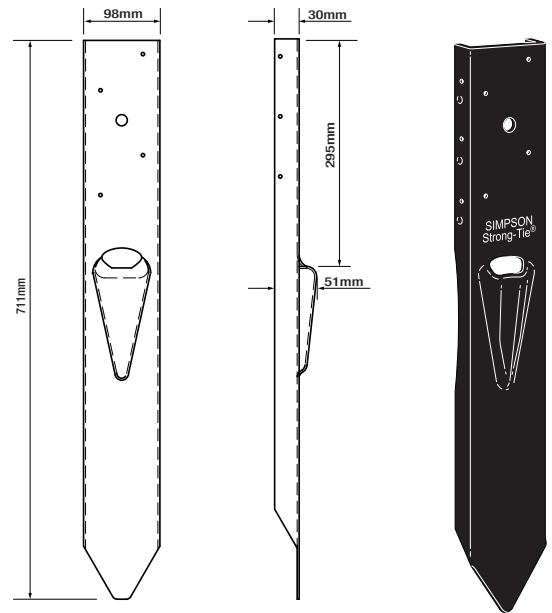
**Size:** See illustration on the right and table below

**Features & Benefits**

- Repair and reinforce 90mm x 90mm fence posts easily and economically
- Suitable for posts installed in concrete or dirt
- Reinforces weakened posts without having to replace the post or concrete
- Installed in pairs (sold individually)

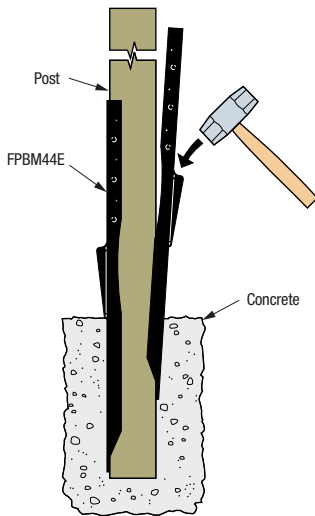
**Installation**

- Use all specified fasteners
- Remove dirt or debris from around the existing post
- Drive the mender plate down along the post between the post and the dirt or concrete, ensuring that the plates are driven 280mm into the ground for full penetration
- Repeat on opposite side of the post
- Fasten to the post using double-barrier coat or hot-dip galvanized fasteners (10HDG nails or screws)
- Fill the hole around the post with concrete

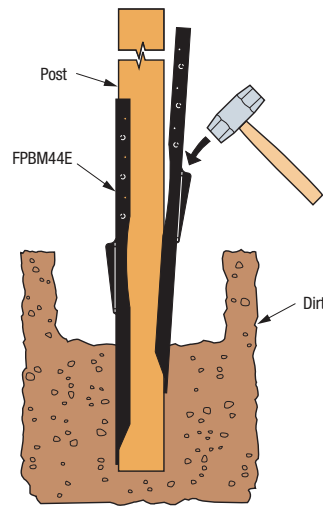


**E-Z Mender**

**Construction Details**



**E-Z Mender Installation in Concrete**



**E-Z Mender Installation in Dirt**

**Specifications - E-Z Mender**

Model No.	Dimension (mm)	Post Size (mm)	Material	Finish	Box Qty
FPBM44E	98(W) x 711(H) x 51(D)	90 x 90	Carbon Steel 2.7mm thick	Black Powder Coating	6