




Innovative Timber Ideas

# EziTrimplus


[www.ezitrimplus.com](http://www.ezitrimplus.com)

**Ready to topcoat,  
pre-primed timber  
mouldings for a  
premium finish**

- ▶ New and Improved
- ▶ Defect Free
- ▶ Light yet strong & stable
- ▶ Wide range of profiles & dimensions
- ▶ Easily worked - cut & drill
- ▶ Easily painted - priming system ready to top-coat




**GREAT FOR:** Skirting, Architraves, Jambs, Reveals, Shelving, Joinery, Furniture, Bathrooms and Kitchens (not exposed to constant wetting) and any interior finishing application that requires the great look of timber mouldings.



#### SPLAYED

|           |      |
|-----------|------|
| 42 x 11mm | 5.4m |
| 66 x 11mm | 5.4m |
| 90 x 11mm | 5.4m |



#### HALF SPLAY (25MM)

|              |      |
|--------------|------|
| 42 x 11/18mm | 5.4m |
| 66 x 11/18mm | 5.4m |
| 90 x 11/18mm | 5.4m |
| 138 x 18mm   | 5.4m |



#### HALF SPLAY (33MM)

|            |      |
|------------|------|
| 66 x 18mm  | 5.4m |
| 90 x 18mm  | 5.4m |
| 138 x 18mm | 5.4m |



#### COLONIAL NSW

|            |      |
|------------|------|
| 42 x 18mm  | 5.4m |
| 66 x 18mm  | 5.4m |
| 90 x 18mm  | 5.4m |
| 116 x 18mm | 5.4m |
| 138 x 18mm | 5.4m |



#### COLONIAL 1

|           |      |
|-----------|------|
| 42 x 11mm | 5.4m |
| 66 x 11mm | 5.4m |
| 90 x 11mm | 5.4m |



#### COLONIAL 2

|           |      |
|-----------|------|
| 42 x 11mm | 5.4m |
| 66 x 11mm | 5.4m |

## REAL TIMBER FOR REAL BUILDERS


### THE TIMBER

Ezitrinplus is manufactured from sustainable plantation grown Radiata Pine (*Pinus radiata*). Which has been milled, kiln dried and docked to remove all knots and visible Imperfections. This is then used to produce a fingerjointed / laminated moulding, or door jamb which has no defects, whilst also having the superior finish that you have come to expect from the Ezitrin Brand.

### THE GLUE

The glue used in the fingerjointing and laminating process is designed to give EzitrinPlus strength and Flexibility. The glue is moisture resistant and will withstand short term exposure to the moisture under typical indoor building conditions, i.e Kitchens and Bathrooms.






#### PENCIL ROUND

|           |      |
|-----------|------|
| 42 x 11mm | 5.4m |
| 66 x 11mm | 5.4m |



#### CLASSIC

|           |      |
|-----------|------|
| 42 x 11mm | 5.4m |
| 66 x 11mm | 5.4m |



#### KIRRAWAVE

|           |      |
|-----------|------|
| 42 x 11mm | 5.4m |
| 66 x 11mm | 5.4m |



#### BEVEL

|            |      |
|------------|------|
| 42 x 18mm  | 5.4m |
| 66 x 18mm  | 5.4m |
| 90 x 18mm  | 5.4m |
| 116 x 18mm | 5.4m |
| 138 x 18mm | 5.4m |



#### BULLNOSE

|              |      |
|--------------|------|
| 42 x 11/18mm | 5.4m |
| 66 x 11/18mm | 5.4m |
| 90 x 11/18mm | 5.4m |



#### LAMBS TONGUE

|            |      |
|------------|------|
| 66 x 18mm  | 5.4m |
| 90 x 18mm  | 5.4m |
| 138 x 18mm | 5.4m |

## THE PRIMER

The Unique feature of EzitrimPlus mouldings is the priming process that creates not only good looks but a functional finish. The priming system involves up to three separate applications of different primer formulations which are hand sanded and buffed between coats. These primers create a finish which helps reduce the effects of raised grain and visible finger joints, that is both flexible and tough, with the added advantage of being 'top coat ready'

## PAINTING

All nail holes should be filled with an appropriate wood filler, and then sanded back to achieve a smooth surface (in accordance with manufacturers guidelines). All dust and dirt should then be wiped away before coating all bare timber with a wood primer. Once the surface has been prepared, simply apply your preferred top coat in accordance with paint manufacturers recommendations. EzitrimPlus mouldings, door Jambos and window reveals can be painted with either acrylic, enamel or latex paints.


## DISPOSAL

All timber off cuts should be disposed of in council approved landfill or incineration sites. It is not recommended to burn primed or painted timber in heaters and BBQ, both indoors and outdoors. This product or sawdust and shavings should not be used for Mulch or Animal bedding.




#### WINDOW REVEAL

|            |      |
|------------|------|
| 57 x 18mm  | 5.4m |
| 80 x 18mm  | 5.4m |
| 92 x 18mm  | 5.4m |
| 98 x 18mm  | 5.4m |
| 112 x 18mm | 5.4m |
| 116 x 18mm | 5.4m |
| 138 x 18mm | 5.4m |
| 163 x 18mm | 5.4m |
| 185 x 18mm | 5.4m |



#### REBATED DOOR JAMB

|            |      |
|------------|------|
| 90 x 30mm  | 5.2m |
| 110 x 30mm | 5.2m |
| 116 x 30mm | 5.2m |
| 138 x 30mm | 5.2m |




#### DAR - DRESSED ALL ROUND

|            |      |
|------------|------|
| 18 x 11mm  | 5.4m |
| 30 x 11mm  | 5.4m |
| 42 x 11mm  | 5.4m |
| 66 x 11mm  | 5.4m |
| 90 x 11mm  | 5.4m |
| 116 x 11mm | 5.4m |
| 138 x 11mm | 5.4m |
| 18 x 18mm  | 5.4m |
| 30 x 18mm  | 5.4m |
| 42 x 18mm  | 5.4m |
| 66 x 18mm  | 5.4m |
| 92 x 18mm  | 5.4m |
| 112 x 18mm | 5.4m |
| 116 x 18mm | 5.4m |
| 138 x 18mm | 5.4m |
| 30 x 30mm  | 5.4m |
| 42 x 30mm  | 5.4m |
| 66 x 30mm  | 5.4m |

#### LINING BOARDS 302 / 321

|            |      |
|------------|------|
| 140 x 12mm | 5.4m |
|------------|------|




#### SCOTIA

|           |      |
|-----------|------|
| 18 x 18mm | 5.4m |
| 30 x 30mm | 5.4m |



#### QUAD

|           |      |
|-----------|------|
| 18 x 18mm | 5.4m |
|-----------|------|



#### EXT. ANGLE

|           |      |
|-----------|------|
| 30 x 30mm | 5.4m |
|-----------|------|

Warranty and care information refer to: [www.ezitrimplus.com](http://www.ezitrimplus.com)

For further information: **Brisbane ITI (QLD)** 07 3436 8400  
**Townsville ITI (QLD)** 07 4774 2098

 **EziTrimplus**  
 Innovative Timber Ideas  
[www.ezitrimplus.com](http://www.ezitrimplus.com)

2016\_08 Copyright 2016 ITI Australia