

Tanacoat

- **Water Repellant**
- **Oil-Based**
- **Developed for Tanalith E Treated Timber**
- **Convenient single pack application**
- **Highlights timber grain giving a subdued sheen**
- **Enriches the natural timber colour**
- **Tintable**

A short life span, high maintenance and unsightly timber are increasingly accepted as a consequence of using timber. Checking, cracking, delaminating, discoloration, twisting and bowing can be minimized by caring for your timber structure.

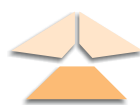
After initial construction of timber structures it has been recognized that maintenance is seldom carried out often due to the difficulty and cost of surface finish reapplication.

This need not be the case.

Tanacoat has been developed as a maintenance protection system for weather exposed timber structures. This leads to premature degradation of the timber surfaces, whether it is through UV effects or water absorption of sub-frames including sawn timber, laminated beams, steel and aluminium.



Timber structures are aesthetically pleasing and have become very fashionable in modern design. Quiet often these designs are in areas that are environmentally sensitive. Maintenance of these designs is important but needs to utilize robust products that do not impact significantly on the environment. Tanacoat through controlled application achieves this by not leaving oil films on water surfaces or heavy metal residues.



**Outdoor Structures
Australia**
outlasts and outperforms

1300 762 443

Email: sales@outdoorstructures.com.au
Website: www.outdoorstructures.com.au



Restoration

When the timber has faded to a pale colour or water is not beading on the surface, simply re-apply Tanacoat to the clean, dry surface. Severely weathered surfaces need additional treatment as per above.

Interior Timber

Sand timber and remove any dust. Fill any surface imperfections and cracks with suitable filler. Apply 1 coat of Tanacoat and allow 48 hours to dry. Dressed timber may be coated using a lambswool applicator soaked in Tanacoat with the excess material wiped off after 1-2 hours.

Previously painted surfaces

Previous painted material that impedes uniform Tanacoat penetration will need to be completely stripped back to bare timber. Then treat as for new timber.

Application Method

Stir contents of can thoroughly with a wide flat stirrer ensuring the bottom of the can is reached. Apply 1 full coat of Tanacoat by either brush, spray or lambswool applicator.

Brush/Lambswool Applicator

Apply straight from can. Use a wide, quality brush. Dip lambswool applicator in Tanacoat. Spread coating evenly. Wipe off excess material 1-2 hours after application.

Spray

Suitable for application by all standard spray equipment. This is the preferred application for rough sawn timber.

It is advisable to back brush-applied material to ensure complete wetting of the timber.

Thinning

Not required. Do not thin.

Cleaning

Clean all equipment promptly using mineral turps.

Approximate Coverage

Covers approximately 12-14 square metres per litre on dressed timber and 6-8 square metres per litre on rough sawn timber depending on surface porosity.

Available in 1L; 4L; 15L and 200L from:

Drying Times

Approximate drying times at 25 deg. C and 50% Relative Humidity.

Touch Dry:	4-6 hours
Recoat:	24-48 hours.

Drying Times may be extended by adverse drying conditions or very high film build.

Additional Information

Tanacoat is solvent based, use with adequate ventilation.

Wear protective gloves if using an applicator.

Do not apply Tanacoat if rain is expected within 6 hours

Tanacoat

Product Description:

Tanacoat is a high flash solvent based, clear coating that enhances the timber grain and provides protection to the timber against sunlight and moisture. Tanacoat is designed to penetrate the timber and inhibit mould growth. The special UV absorbers retard the surface degradation of the timber from weathering effects.

Tanacoat is suitable for all popular timbers including Spotted Gum, Iron Bark, Blackbutt, Cedar, Meranti, Jarrah, Merbau (Kwila), Balau, Brush Box, Tasmanian Oak, Teak, Tallowwood, Cypress Pine and Oregon. Dense and waxy timbers such as Merbau, Tallowwood and Teak should be allowed to weather for approximately 3 months so as to allow the timber surface to become receptive for the coating to penetrate. This stage occurs when the timber first starts to take on a slight greying effect. Tanacoat is not recommended where the altered colour finish is not desired.

Application Areas

Suitable for exterior, bare woodwork such as timber decking, weather boards, fascia etc. Tanacoat is not recommended to be used on areas where previous coatings prevent penetration into timber or where the application cannot be controlled to allow excess applied material to be wiped off.

Tanacoat can be used on interior bare timber such as wall paneling provided careful application is achieved. Tanacoat is not recommended for use on interior floors.

Surface Preparation

All surfaces must be well prepared and free from dirt, oil, grease and other contaminants. Painted surfaces require complete stripping back to bare timber.

Exterior Timber

Tanacoat may be applied to either rough sawn or dressed timber. Apply one coat of Tanacoat by brush or spray well into the timber and allow a minimum of 48 hours to dry. Differences in colour and effect may result from the natural variation in the absorption characteristics of the timber. Excess material should be wiped off within 1-2 hours of application. Generally one coat will suffice. If a second coat is required apply a thin coat of Tanacoat within 24-48 hours of the first application.

Ensure all end grain is well coated to minimize water penetration.

Dressed timber may be coated using a lambswool applicator soaked in Tanacoat with the excess material wiped off after 1-2 hours.

Where external timber has completely greyed in colour then the timber should be rejuvenated either by sanding or using a propriety timber cleaner. All moss, algae, lichen etc must be completely removed using chlorine bleach or a propriety mould treatment. Use according to package directions.



**Outdoor Structures
Australia**
outlasts and outperforms




Tanacoat Colours

SPOTTED GUM (New)



BARE TIMBER



GOLDEN OAK
(TANACOAT UNTINTED)



CEDAR



MOSS GREEN




JARRAH




CHARCOAL

AGED HARDWOOD



BARE TIMBER



GOLDEN OAK
(TANACOAT UNTINTED)

Colours are as accurate as modern photographic and printing process can permit.

CCA TREATED PINE (New)



BARE TIMBER



GOLDEN OAK
(TANACOAT UNTINTED)



CEDAR



MOSS GREEN



JARRAH



CHARCOAL

LifePlus (new)



BARE TIMBER



GOLDEN OAK
(TANACOAT UNTINTED)

The use of tinted Tanacoat on aged hardwood and LifePlus is not recommended



**Outdoor Structures
Australia**
outlasts and outperforms