

Sales Guide

Effective July 2018



SOLARIS

A division of Bondor®



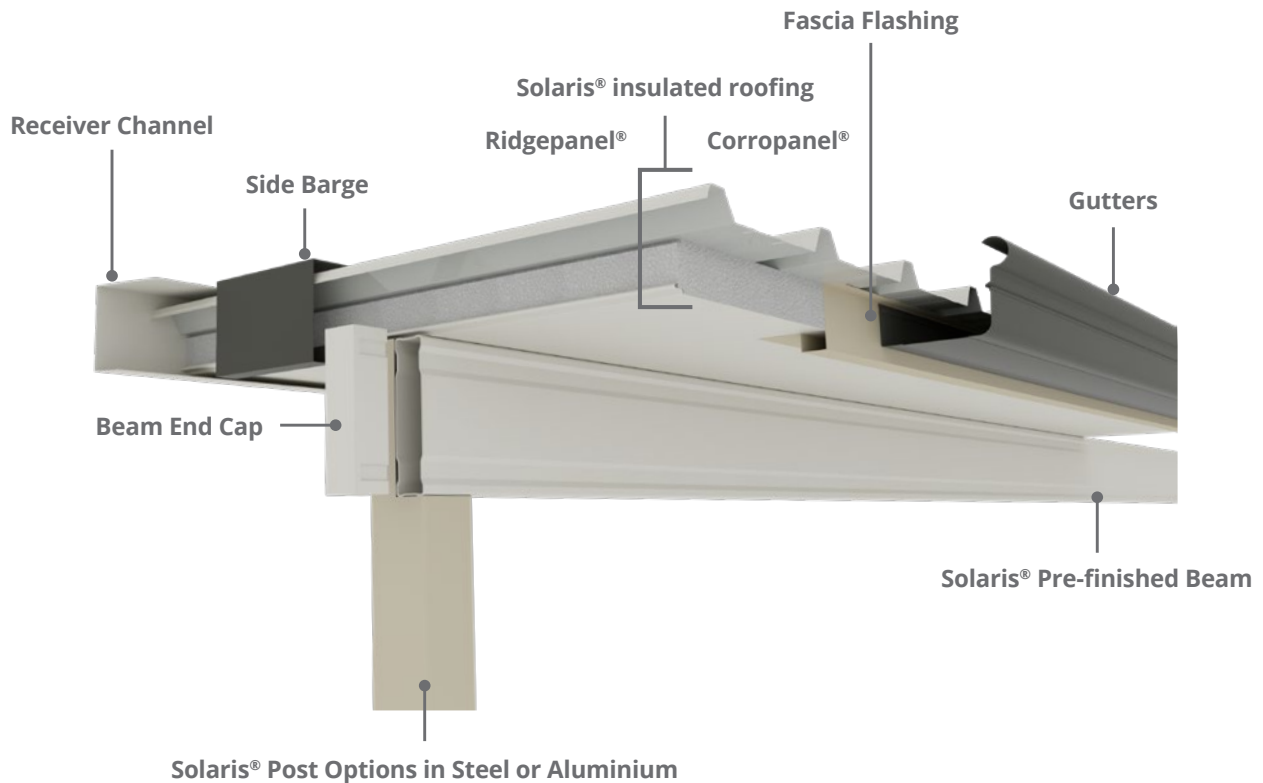


Contents

About Solaris®	3	Gutters & Accessories	20
FAQ	4	Gutters	20
Frequently Asked Questions	4	Fasteners	21
About Colorbond®	5	Flashings & Channel	21
Product Schedule	6	Roof Lighting Accessories	21
Product availability	6	Downlights.....	21
Transport and delivery	6	Post, Beams & Connectors	22
Crane Truck Delivery Rates.....	6	Firmlok Beam Colours (Hi-Gloss Only).....	22
Conditions of transport rates.....	6	Beam Load Capacities Table (kN/m).....	22
Transport Safety Guidelines	7	Firmlok Beams.....	23
Customer pick up Overhang requirements.....	7	Beam Joiners & Brackets.....	24
Roof Panel	8	Fasteners.....	24
RidgePanel	8	Post - Steel 75 SHS	25
Standard Colour Options	8	Post - Steel 90 SHS	25
Standard Ceiling Colours	8	Post - Aluminium.....	26
Ceiling Profiles.....	8	Connectors	26
CorroPanel.....	9	Patio Accessories	26
Standard Colour Options	9	Solaris Skylight Kit.....	26
Standard Ceiling Colours	9	Wall Panel	28
Ceiling Profiles.....	9	SmoothPanel	28
Insulated Roof Fasteners	10	Wall Panel Accessories	29
RidgePanel® Fastener Details	10	Angles.....	29
Fixing Recommendations	10	Door Jambs	29
CorroRoof® Fastener Details	11	Channel & Flashings	29
Fixing Recommendations	11	Base Channel.....	29
Steel (Up to 3.2mm).....	12	Fixings.....	29
Steel (3-12mm)	13	Roofing Panel Span Tables	30
Stitching	13	Maximum Load On Beam.....	31
Timber	14	Uplift Load On The Beam.....	31
Structural	15	Skillion Insulated Patio Kits	32
Attached.....	15	1 side open – attached	33
Structural	16	2 Sides Open - attached	34
Flyover	16	3 sides open – attached	35
Roof Flashings	17	Flyover	36
Fascia.....	17	Freestanding.....	37
Side Barge (Open Structures).....	18	Solaris® Warranty	38
Large Side Barge (Enclosed Structures)	19		



About Solaris®



Solaris® has an unparalleled reputation within the building industry for customer service and delivering consistently high quality insulated wall, roof and ceiling panel products that are engineered, tested and conform to Australian Standards.

Solaris® is a trusted Australian manufacturer and supplier of residential and commercial roof and wall building systems using the advantages Colorbond® steel structural insulated roof and wall panels to remove simplify construction and reduce the reliance on multiple trades to deliver smarter and more cost effective building solutions.

The Solaris® business is focussed on consistent delivery of high quality building products, customer service and product support.

Solaris® customers are reassured that our products are tested and engineered to Australian Standards and conform to the National Construction Code with the range of Solaris® insulated patio kits, residential and commercial roofing and walling.

Solaris® products are renowned for their all-in-one design with exterior and interior pre-finished Colorbond® steel, high performance rigid insulation and superior structural performance with long continuous spans.

The Solaris® product suite is available in a range of exterior and interior profiles, Colorbond® colours, varying thicknesses and now as a division of Bondor have access to more products including PIR roofing, PIR walling and fire rated walling systems with up to 3 hours of fire protection.

Solaris® look forward to assisting its customers achieve great success from the renowned Solaris® service offer and access to a growing number of innovative smarter building systems.

FAQ

Frequently Asked Questions

Solaris Products & Building Systems

Please find a list of commonly asked questions about our Solaris® insulated roof and wall panel products and building systems below. If you are unable to find the answer you're looking for, please do not hesitate to contact us on 1800 077 044.

Q What are Solaris® roof and wall panels made from?

A All Solaris® panels are made from the highest quality materials made in Australia. Our steel exterior and interior sheets for roof and wall panels use BlueScope® Steel's locally manufactured and warranted Colorbond® steel skins for the highest quality paint finish and longest durability available. Solaris® insulating cores are primarily made from fire retardant expanded polystyrene (EPS-FR). Other cores, including PIR and Mineral Wool are also available with other products from Solaris® as a division of Bondor®.

RidgePanel & CorroPanel insulated roofing has a cover width of 1000mm wide, available in thicknesses 50, 75, 100, 125, 150 & 200mm for added thermal and structural performance, up to 16m in length.

SmoothPanel insulated walling has a cover width of 1200mm wide, available in thicknesses 50, 75, 100, 125, 150, 200 for added thermal and structural performance, generally in 2.5-5m for generally walling but up to 16m in length depending on thickness.

Q What Colorbond® colours are Solaris® roof and wall panels available in?

A Solaris® insulated roofing are available in a wide range of Colorbond® colours. Please refer to your Solaris® product information and speak to a Solaris® representative for more information or colour swatches and product samples.

Q Does Solaris® offer an installation service for patios, housing or commercial building systems?

A No, however, Solaris® recommend an experienced patio, roof or wall installer in your local area.

Q Can I walk on Solaris® RidgePanel® or CorroPanel® roof panels once installed?

A Yes, Solaris® roof panels are designed and engineered to withstand a human service load up to 140kg over the supported area of roof only. No loads are permitted on the unsupported side or cantilevered overhang section of roofs.

Q Can I cut or trim a roof or wall panel onsite?

A Yes, Solaris® steel roof and wall panels can be cut with a Cold Cut Saw (preferably with a swarf catcher), nibblers or any other recommended cutting methods approved by Bluescope® Steel technical bulletins. Please note, angle grinders are not recommended as they will damage the painted surface and steel cut edge. All metal swarf filings resulting from cutting are to be removed immediately from panels to prevent staining or damage of paint coatings.

Q Can I install a ceiling fan to the ceiling side of my roof panel?

A Yes, Solaris® offer fan mounting kits to attach a domestic grade fan to the ceiling side of a panel roof. Note, maximum weights do apply per metre as per product information.

Q Are hip and valley roof designs suitable for Solaris® roofing?

A Flat skillion and gable roof designs are the most economical for panel roofing. Generally, most houses can be designed to satisfy this requirement and maintain their aesthetic appeal. However, it is possible to use panel roofing on hip and valley roof designs if necessary.

Q Can I run electrical services within Solaris® roof products?

A Yes, a services duct/void is routed into each roof panel core join to facilitate running of electrical cables via electrical conduit. Of course, these should only be installed by a qualified electrician.

Q How do I maintain my Solaris® products?

A Ensure your Solaris® panels are installed as per the manufacturer's recommendations and any exterior metal surfaces that are not exposed to "washing down" by rain should be manually washed regularly to avoid build-up of and corrosive materials or pollutants.

Q What warranties are provided with my Solaris® products?

A A comprehensive manufacturer's warranty is provided for all Solaris® products as well as a BlueScope Steel backed Colorbond® warranty depending upon the application and registration via BlueScope Steel.

Q Is it possible to repair damage to the Colorbond® painted steel?

A Yes, in a similar manner to an automotive repair regime. Dents are filled using a plastic resin body filler, sanded and then painted. Scratches are sanded and painted. Colorbond® repair and touchup paints are available from your local Colorbond® stockists and most large hardware stores.

Q Can I use different colour skins on top and bottom panel surfaces?

A Yes, subject to minimum order quantities and colour selection. Darker colours may not be suitable for use in certain hot arid regions where the Colorbond® skin surface temperature could exceed 80 degrees Celcius resulting in warping and/or product integrity issues. Refer to your Solaris® representative for confirmation of the colours suited to your application.

Q What are the acoustic properties of Solaris® products?

A Solaris® panels provide an acoustic performance of Rw24-27 depending on the product configuration. The acoustic performance is similar to a lightweight stud walls commonly used in residential applications. Please contact your Solaris® representative for your particular requirements.

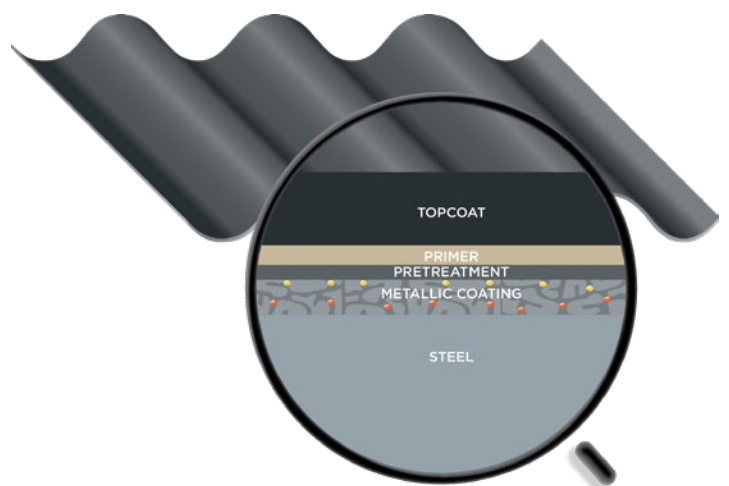


About Colorbond®



Activate™ technology

Next generation Colorbond® steel AM100 features a highly efficient, active metallic coating, which provides superior corrosion resistance of the coated product via two strategically positioned magnesium compounds.



Next Generation Colorbond® AM100 steel and ZINCALUME AM125 steel

Made possible by a capital investment of over \$100 million and almost two decades of testing and development, next generation ZINCALUME® steel has set a new industry benchmark. In order to meet the changing needs of Australia's built environment, BlueScope Steel developed next generation ZINCALUME® steel to be more durable, more efficient and more sustainable.



Product Schedule

Product availability

Product	Wed	Thu	Fri	Mon	Tue	Wed	Thu	Fri
RidgePanel®	Order by 12pm						Order Ready	
CorroPanel®	Order by 12pm						Order Ready	
SmoothPanel®			Order by 12pm					Order Ready

Legend

Red - Order Cut-Off by 12pm

Green - Order Ready at Solaris® Brisbane factory (ex-Works)

Transport and delivery

Crane Truck Delivery Rates

Area	Delivery Charge
1	\$220
2	\$240
3	\$320
4*	\$320
5	\$240
6**	\$320

ADDITIONAL PACKAGING COSTS	CODE	PRICE*
Standard Long Haul Packaging	PKG-STDLONG	\$100 per Pack
Premium Long Haul Packaging	PKG-PRMLONG	\$250 per Pack

Conditions of transport rates

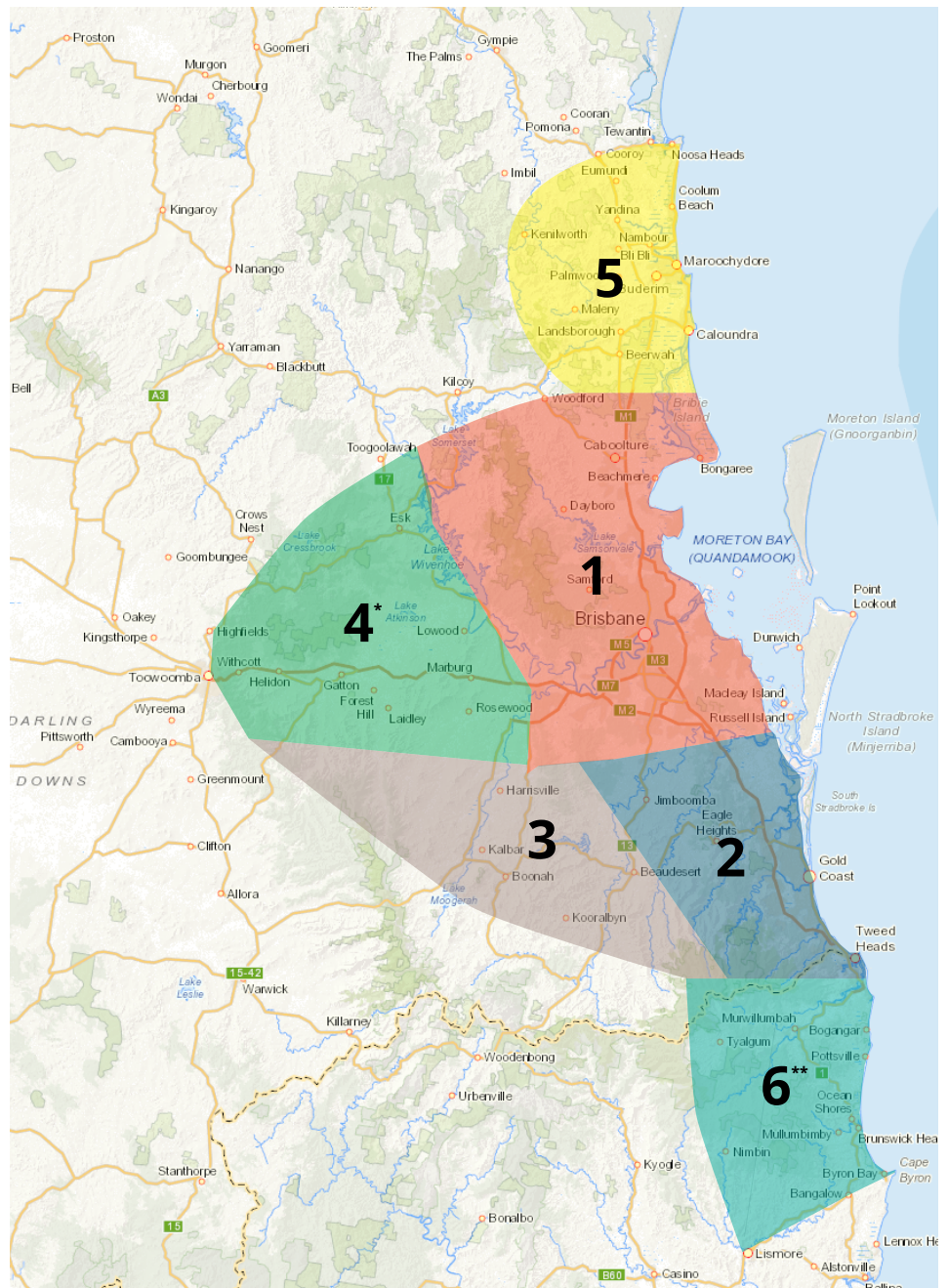
All prices are excluding GST.

Prices are for panels up to 8m in length. Anything longer than 8m will be priced on a project basis.

Note: Lismore run into store only. Forklift required to unload. Delivery to site P.O.A. Truck leaves every Tuesday.

* Thursday only

** Tuesday only

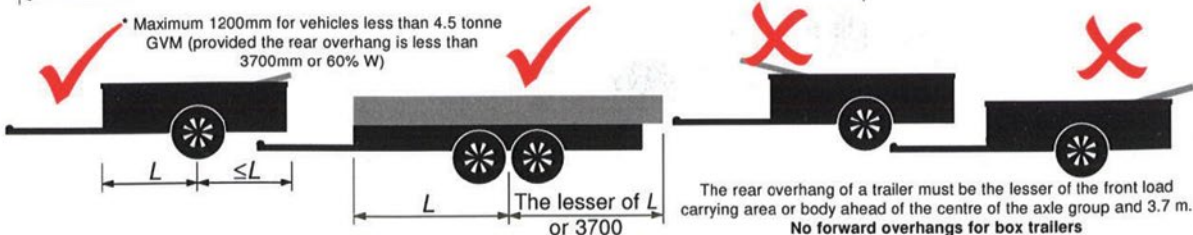
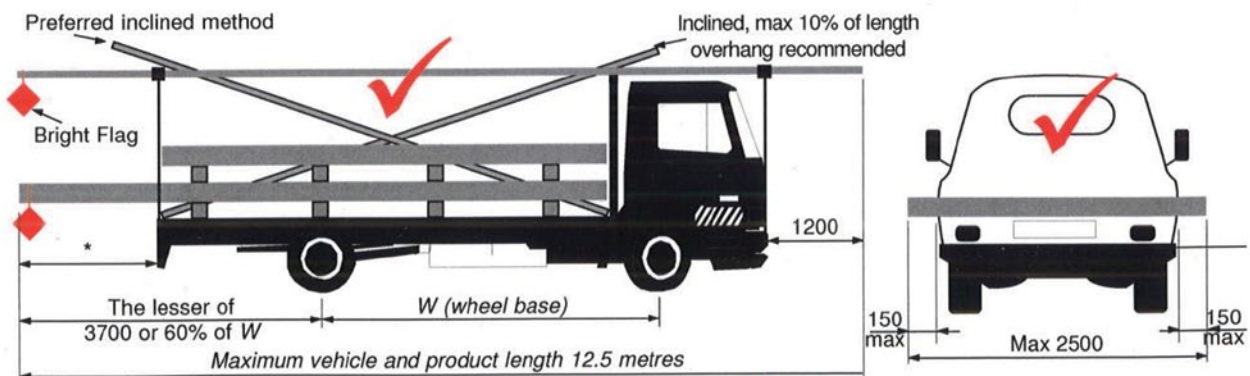
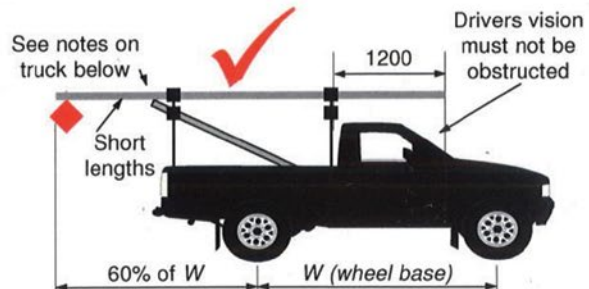
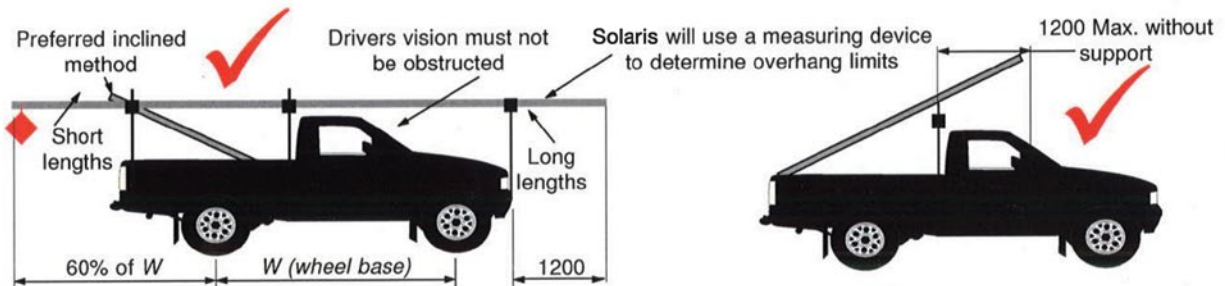
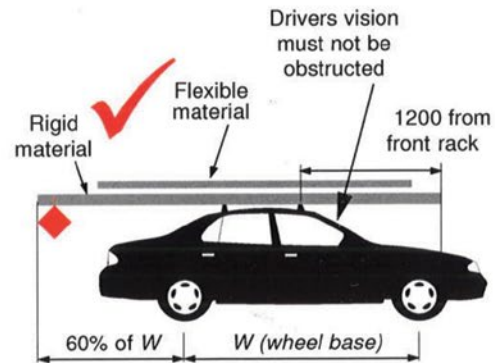




Transport Safety Guidelines

Customer pick up Overhang requirements

- ✓ The overhang limits on this page are for ALL vehicle types and are based on maximum limits for product protection and/or the state or territory regulations. Wide loads should not be inclined (due to wind loadings).
- ✗ The drivers vision must not be obstructed. Projections/overhangs that are dangerous are not acceptable, even if they are within the limits below.
- ✓ For daytime travel, a minimum of 450mm square bright red flag is required on any overhang that cannot easily be seen. This is mandatory for overhangs beyond 1200mm past the end of a vehicle (eg. for trucks).

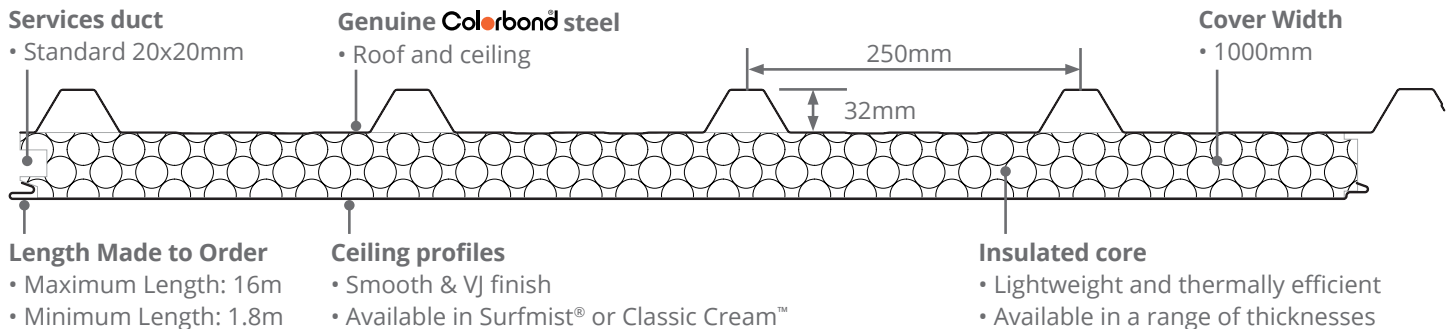




Roof Panel


RidgePanel

Cutting edge technology enables the delivery of an architecturally appealing all-weather roof panel with a ridged profile, high performance insulation properties for residential, commercial, industrial and agricultural applications.



Standard Colour Options



The Solaris® colour range has been rigorously tested and hand picked with the support of Bluescope Steel to offer roofing colours with the best thermal performance, made tough for Australian conditions.



Note: Colorbond® Ultra roofing available (Surfmist®) for coastal areas (POA).

Standard Ceiling Colours

Ceiling Profiles



Category	Product Name	Stock Code	Uom
RidgePanel 50	RIDGEPANEL 50MM ROOF: COLOUR / CEIL: SURFMIST	SOQ050**	SQM
RidgePanel 75	RIDGEPANEL 75MM ROOF: COLOUR / CEIL: SURFMIST	SOQ075**	SQM
RidgePanel 100	RIDGEPANEL 100MM ROOF: COLOUR / CEIL: SURFMIST	SOQ100**	SQM
RidgePanel 125	RIDGEPANEL 125MM ROOF: COLOUR / CEIL: SURFMIST	SOQ125**	SQM
RidgePanel 150	RIDGEPANEL 150MM ROOF: COLOUR / CEIL: SURFMIST	SOQ150**	SQM
RidgePanel 200	RIDGEPANEL 200MM ROOF: COLOUR / CEIL: SURFMIST	SOQ200**	SQM
RidgePanel 50 CC	RIDGEPANEL 50MM ROOF: COLOUR / CEIL: CCREAM	SOQ050**CC	SQM
RidgePanel 75 CC	RIDGEPANEL 75MM ROOF: COLOUR / CEIL: CCREAM	SOQ075**CC	SQM
RidgePanel 100 CC	RIDGEPANEL 100MM ROOF: COLOUR / CEIL: CCREAM	SOQ100**CC	SQM
RidgePanel 125 CC	RIDGEPANEL 125MM ROOF: COLOUR / CEIL: CCREAM	SOQ125**CC	SQM
RidgePanel 150 CC	RIDGEPANEL 150MM ROOF: COLOUR / CEIL: CCREAM	SOQ150**CC	SQM
RidgePanel 200 CC	RIDGEPANEL 200MM ROOF: COLOUR / CEIL: CCREAM	SOQ200**CC	SQM

VJ Surcharge: \$2/m²

Ultra & AquaPlus options available POA

* Depending on light conditions and application, undulations may be visible on underside of panel.

** Limited availability.

^ Darker colours warranted for use in limited regions. Check with Solaris® for more information.

The Colorbond® steel colours shown have been reproduced to represent actual product colours as accurately as possible. However, we recommend checking your chosen colour against an actual sample of the product before purchasing, as light conditions and limitations of the printing process may affect colour tones. © 2008 Bluescope Steel limited. Abn 16 000 011 058.



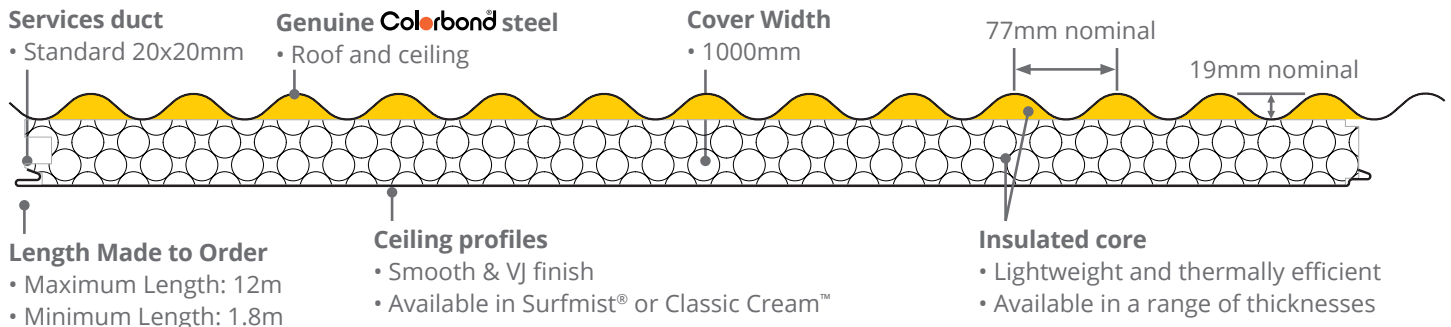
Roof Panel

CorroPanel



CORROPANEL

Cutting edge technology enables the delivery of an architecturally appealing all-weather roof panel with a corrugated profile, high performance insulation properties for residential, commercial and industrial applications.



Standard Colour Options


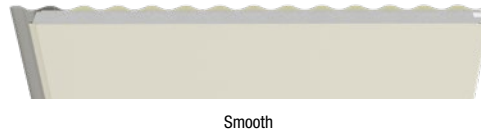

The Solaris® colour range has been rigorously tested and hand picked with the support of Bluescope Steel to offer roofing colours with the best thermal performance, made tough for Australian conditions.



Note: Colorbond® Ultra roofing available (Surfmist®) for coastal areas (POA).

Standard Ceiling Colours

Ceiling Profiles



Category	Product Name	Stock Code	Uom
CorroPanel 50	CORROPANEL 50MM ROOF: COLOUR / CEIL: SURFMIST	IQQ050**	SQM
CorroPanel 75	CORROPANEL 75MM ROOF: COLOUR / CEIL: SURFMIST	IQQ075**	SQM
CorroPanel 100	CORROPANEL 100MM ROOF: COLOUR / CEIL: SURFMIST	IQQ100**	SQM
CorroPanel 125	CORROPANEL 125MM ROOF: COLOUR / CEIL: SURFMIST	IQQ125**	SQM
CorroPanel 150	CORROPANEL 150MM ROOF: COLOUR / CEIL: SURFMIST	IQQ150**	SQM
CorroPanel 200	CORROPANEL 200MM ROOF: COLOUR / CEIL: SURFMIST	IQQ200**	SQM
CorroPanel 50 CC	CORROPANEL 50MM ROOF: COLOUR / CEIL: CCREAM	IQQ050**CC	SQM
CorroPanel 75 CC	CORROPANEL 75MM ROOF: COLOUR / CEIL: CCREAM	IQQ075**CC	SQM
CorroPanel 100 CC	CORROPANEL 100MM ROOF: COLOUR / CEIL: CCREAM	IQQ100**CC	SQM
CorroPanel 125 CC	CORROPANEL 125MM ROOF: COLOUR / CEIL: CCREAM	IQQ125**CC	SQM
CorroPanel 150 CC	CORROPANEL 150MM ROOF: COLOUR / CEIL: CCREAM	IQQ150**CC	SQM
CorroPanel 200 CC	CORROPANEL 200MM ROOF: COLOUR / CEIL: CCREAM	IQQ200**CC	SQM

VJ Surcharge: \$2/m²

Ultra & AquaPlus options available POA

* Depending on light conditions and application, undulations may be visible on underside of panel.

** Limited availability.

^ Darker colours warranted for use in limited regions. Check with Solaris® for more information.

The Colorbond® steel colours shown have been reproduced to represent actual product colours as accurately as possible. However, we recommend checking your chosen colour against an actual sample of the product before purchasing, as light conditions and limitations of the printing process may affect colour tones. © 2008 Bluescope Steel limited. Abn 16 000 011 058.



Roof Accessories

Category	Product Name	Stock Code	Image	Uom
RidgePanel Foam Pan Seal	RIDGEPANEL FOAM PAN SEAL - 1000mm	RACC-PANSEALSS		EA
CorroPanel Foam Pan Seal	CORROPANEL FOAM PAN SEAL - 1000mm	RACC-PANSEALIR		EA
Touch Up Paint	PAINT TOUCH UP CAN - COLOUR	PATA-TUPAINT250		EA
RidgePanel Installer Tool	TURN UP/DOWN - RIDGEPANEL TOOL	TOOL-SOLRIBTURNUP		EA
RidgePanel Rib Infill	RIB INFILL 2500MM LONG - RIDGEPANEL	RACC-RIBFILL25		EA

Insulated Roof Fasteners

RidgePanel® Fastener Details

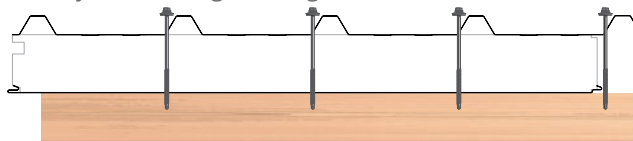
RidgePanel fixings to beam

Panel Thickness (mm)	Timber Beam Type 17 14-10 with Cyclone Washer or Multiseal Washer. Timber joint to be joint group J3 or better. (Min Embedment 35mm)	Steel Beam Metal Tek 14-14 with Cyclone Washer or MultiSeal Washer. (Min steel thickness 1.5mm)
50	125mm	125mm
75	150mm	150mm
100	175mm	175mm
125	200mm	205mm
150	240mm	230mm
200	300mm	275mm

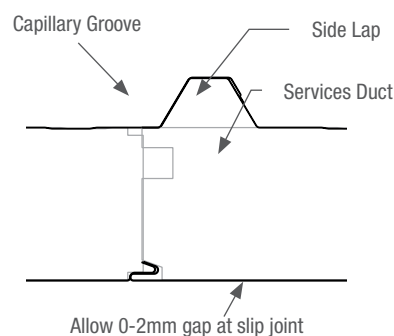
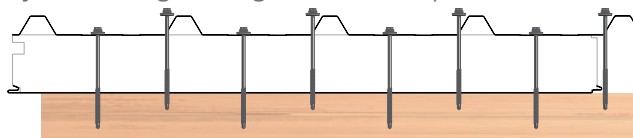
Fixing Recommendations

RidgePanel® roofing side laps should be laid away from the prevailing wind and sit neatly on the preceding roof sheet. Refer to RidgePanel® Patio Engineering for fixing details.

Non Cyclonic Fixing - through each rib*



Cyclonic Fixing - through each rib and pan*





Insulated Roof Fasteners

CorroRoof® Fastener Details

CorroPanel fixings to beam - all screws class 4

Panel thickness (mm)	Timber Beam Type 17 14-10 with cyclone washer or multiseal washer. Timber joint to be joint group j3 or better. (Min embedment 35mm)	Steel Beam Metal tek 14-14 with cyclone washer or multiseal washer. (Min steel thickness 1.5Mm)
50	125mm	125mm
75	150mm	150mm
100	175mm	175mm
125	200mm	205mm
150	240mm	230mm
200	300mm	275mm

CorroPanel panel fixing requirements

Span	N2					N3					N4					C1					C2					C3				
	A	B	C	D	E	A	B	C	D	E	A	B	C	D	E	A	B	C	D	E	A	B	C	D	E	A	B	C	D	E
2000	4	4	4	4	4	4	4	4	4	4	4	4	4	4	4	2	2	2	2	2	2	2	2	2	2	2	2	2	2	2
3000	4	4	4	4	4	4	4	4	4	4	4	4	4	4	4	2	2	2	2	2	2	2	2	2	2	2	2	2	2	2
4000	4	4	4	4	4	4	4	4	4	4	4	4	4	3	4	2	2	2	2	2	2	2	2	2	2	2	2	2	2	2
5000	4	4	4	4	4	4	4	4	4	4	4	4	3	2	4	2	2	2	2	2	2	2	2	2	2	2	2	1	1	2
6000	4	4	4	4	4	4	4	4	3	4	4	3	3	1	4	2	2	2	2	2	2	2	1	2	2	1	1	1	1	2
7000	4	4	4	4	4	4	4	3	2	4	4	3	2	1	4	2	2	2	2	2	2	2	1	2	2	1	1	1	1	2
8000	4	4	4	4	4	4	4	3	2	4	4	2	1	1	4	2	2	2	2	2	2	2	1	1	2	2	1	1	n/a	2
9000	4	4	4	3	4	4	3	3	1	4	3	2	1	1	4	2	2	2	1	2	2	2	1	1	2	2	1	1	n/a	2

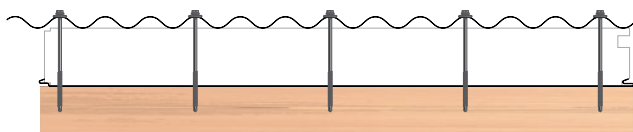
Fixings Notes

1 = Every Rib 2 = Every 2nd Rib 3 = Every 3rd Rib 4 = Every 4th Rib Assumes a minimum of 1.15mm BMT G550. All overlap Ribs to be fixed.

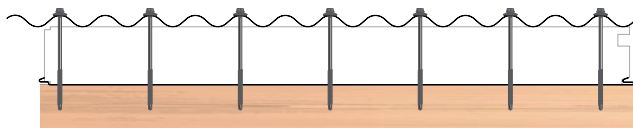
Fixing Recommendations

The CorroPanel® side lap should be laid away from the prevailing wind and sit neatly on the preceding roof sheet. Use Solaris® recommended insulated roofing fasteners along with cyclone caps with multi-seal neoprene washers fixed as specified in the CorroPanel® patio engineering. Fix side laps at approximately 1000mm centres using a 8-15x15mm needle point screw with a neoprene washer (available from Solaris®). Fascia gutter flashings should be fixed using sealed rivets in the valley.

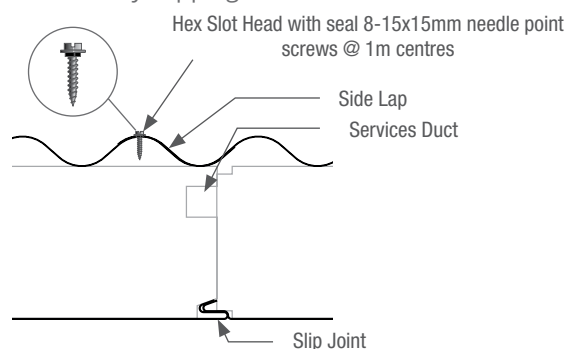
Non Cyclonic Fixing - through every 3rd rib (5)



Cyclonic Fixing - through every 2nd rib (7)



Mandatory Lapping screw





Insulated Roof Fasteners

Steel (Up to 3.2mm)








Category	Product Name	Stock Code	Image	Uom
RidgePanel MET 50	50mm RIDGEPANEL ROOF SCREW ASSY 14-14x125 - STEEL	FAST-MET125**		EA
RidgePanel MET 75	75mm RIDGEPANEL ROOF SCREW ASSY 14-14x150 - STEEL	FAST-MET150**		EA
RidgePanel MET 100	100mm RIDGEPANEL ROOF SCREW ASSY 14-14x175 - STEEL	FAST-MET175**		EA
RidgePanel MET 125	125mm RIDGEPANEL ROOF SCREW ASSY 14-14x200 - STEEL	FAST-MET200**		EA
RidgePanel MET 150	150mm RIDGEPANEL ROOF SCREW ASSY 14-14x230 - STEEL	FAST-MET230**		EA
CorroPanel MET 50	50mm CORROPANEL ROOF SCREW ASSY 14-14x125 - STEEL	FAST-MET125**		EA
CorroPanel MET 75	75mm CORROPANEL ROOF SCREW ASSY 14-14x125 - STEEL	FAST-MET150**		EA
CorroPanel MET 100	100mm CORROPANEL ROOF SCREW ASSY 14-14x150 - STEEL	FAST-MET175**		EA
CorroPanel MET 125	125mm CORROPANEL ROOF SCREW ASSY 14-14x175 - STEEL	FAST-MET200**		EA
CorroPanel MET 150	150mm CORROPANEL ROOF SCREW ASSY 14-14x200 - STEEL	FAST-MET230**		EA






Insulated Roof Fasteners

Steel (3-12mm)

Category	Product Name	Stock Code	Image	Uom
CorroPanel S5 75	50-75mm CORROPANEL ROOF SCREW ASSY Series 500 14-10x150 - STEEL	FAST-S5H150**		EA
CorroPanel S5 200	100-125mm CORROPANEL ROOF SCREW ASSY Series 500 14-10x205 - STEEL	FAST-S5H205**		EA
CorroPanel S5 230	150mm CORROPANEL ROOF SCREW ASSY Series 500 14-10x250 - STEEL	FAST-S5H250**		EA
CorroPanel S5 300	200mm CORROPANEL ROOF SCREW ASSY Series 500 14-10x300 - STEEL	FAST-S5H300**		EA
RidgePanel S5 75	50-75mm RIDGEPANEL ROOF SCREW ASSY Series 500 14-10x150 - STEEL	FAST-S5H150**		EA
RidgePanel S5 125	100-125mm RIDGEPANEL ROOF SCREW ASSY Series 500 14-10x205 - STEEL	FAST-S5H205**		EA
RidgePanel S5 150	150mm RIDGEPANEL ROOF SCREW ASSY Series 500 14-10x250 - STEEL	FAST-S5H250**		EA
RidgePanel S5 200	200mm RIDGEPANEL ROOF SCREW ASSY Series 500 14-10x300 - STEEL	FAST-S5H300**		EA

Stitching

Category	Product Name	Stock Code	Image	Uom
CorroPanel Stitching Screw	CORROPANEL RIB OVERLAP STITCHING SCREW w/NEO - COLOUR	FAST-15NP**		EA



Insulated Roof Fasteners

Timber

Category	Product Name	Stock Code	Image	Uom
RidgePanel TIM 50	50mm RIDGEPANEL ROOF SCREW ASSY T17 14-10x125 - TIMBER	FAST-TIM125**		EA
RidgePanel TIM 75	75mm RIDGEPANEL ROOF SCREW ASSY T17 14-10x150 - TIMBER	FAST-TIM150**		EA
RidgePanel TIM 100	100mm RIDGEPANEL ROOF SCREW ASSY T17 14-10x175 - TIMBER	FAST-TIM175**		EA
RidgePanel TIM 125	125mm RIDGEPANEL ROOF SCREW ASSY T17 14-10x200 - TIMBER	FAST-TIM200**		EA
RidgePanel TIM 150	150mm RIDGEPANEL ROOF SCREW ASSY T17 14-10x240 -TIMBER	FAST-TIM240**		EA
RidgePanel TIM 200	200mm RIDGEPANEL ROOF SCREW ASSY T17 14-10x300 -TIMBER	FAST-TIM300**		EA
CorroPanel TIM 50	50mm CORROPANEL ROOF SCREW ASSY T17 14-10x125 - TIMBER	FAST-TIM125**		EA
CorroPanel TIM 75	75mm CORROPANEL ROOF SCREW ASSY T17 14-10x150 - TIMBER	FAST-TIM150**		EA
CorroPanel TIM 100	100mm CORROPANEL ROOF SCREW ASSY T17 14-10x175 - TIMBER	FAST-TIM175**		EA
CorroPanel TIM 125	125mm CORROPANEL ROOF SCREW ASSY T17 14-10x200 - TIMBER	FAST-TIM200**		EA
CorroPanel TIM 150	150mm CORROPANEL ROOF SCREW ASSY T17 14-10x240 -TIMBER	FAST-TIM240**		EA
CorroPanel TIM 200	200mm CORROPANEL ROOF SCREW ASSY T17 14-10x300 -TIMBER	FAST-TIM300**		EA





Structural

Attached

Category	Product Name	Stock Code	Image	Uom
RidgePanel Receiver 50	50mm RIDGEPANEL RECEIVER CHANNEL - SURFMIST	FLSS-RCH050		LM
RidgePanel Receiver 75	75mm RIDGEPANEL RECEIVER CHANNEL - SURFMIST	FLSS-RCH075		LM
RidgePanel Receiver 100	100mm RIDGEPANEL RECEIVER CHANNEL - SURFMIST	FLSS-RCH100		LM
RidgePanel Receiver 125	125mm RIDGEPANEL RECEIVER CHANNEL - SURFMIST	FLSS-RCH125		LM
RidgePanel Receiver 150	150mm RIDGEPANEL RECEIVER CHANNEL - SURFMIST	FLSS-RCH150		LM
RidgePanel Receiver 200	200mm RIDGEPANEL RECEIVER CHANNEL - SURFMIST	FLSS-RCH200		LM
CorroPanel Receiver 50	50mm CORROPANEL RECEIVER CHANNEL - SURFMIST	FLIR-RCH050		LM
CorroPanel Receiver 75	75mm CORROPANEL RECEIVER CHANNEL - SURFMIST	FLIR-RCH075		LM
CorroPanel Receiver 100	100mm CORROPANEL RECEIVER CHANNEL - SURFMIST	FLIR-RCH100		LM
CorroPanel Receiver 125	125mm CORROPANEL RECEIVER CHANNEL - SURFMIST	FLIR-RCH125		LM
CorroPanel Receiver 150	150mm CORROPANEL RECEIVER CHANNEL - SURFMIST	FLIR-RCH150		LM
CorroPanel Receiver 200	200mm CORROPANEL RECEIVER CHANNEL - SURFMIST	FLIR-RCH200		LM

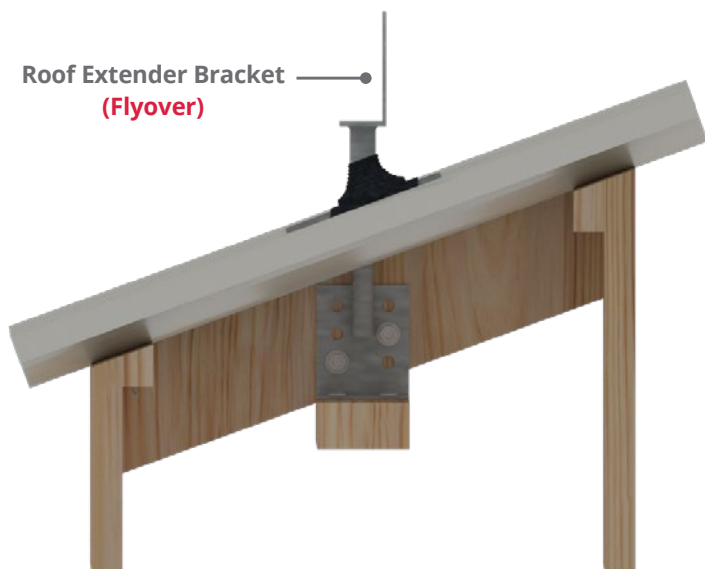




Structural

Flyover







Category	Product Name	Stock Code	Image	Uom
Roof Height Extender (Flyover)	ROOF EXTENDA BRACKET 320-380mm GALVANISED	PATA-ROOFEXT380		EA
Roof Height Extender (Flyover)	ROOF EXTENDA BRACKET 420-480mm GALVANISED	PATA-ROOFEXT480		EA
Roof Height Extender (Flyover)	ROOF EXTENDA Bracket 520-580mm GALVANISED	PATA-ROOFEXT580		EA





Roof Flashings

Fascia














Category	Product Name	Stock Code	Image	Uom
RidgePanel Fascia with Step 50	50mm GUTTER STEP FLASHING COLOUR	FLSS-FAS050		LM
RidgePanel Fascia with Step 75	75mm GUTTER STEP FLASHING COLOUR	FLSS-FAS075		LM
RidgePanel Fascia with Step 100	100mm GUTTER STEP FLASHING COLOUR	FLSS-FAS100		LM
RidgePanel Fascia with Step 125	125mm GUTTER STEP FLASHING COLOUR	FLSS-FAS125		LM
RidgePanel Fascia with Step 150	150mm GUTTER STEP FLASHING COLOUR	FLSS-FAS150		LM
RidgePanel Fascia with Step 200	200mm GUTTER STEP FLASHING COLOUR	FLSS-FAS200		LM
CorroPanel Fascia with Step 50	50mm GUTTER STEP FLASHING COLOUR	FLIR-FAS050		LM
CorroPanel Fascia with Step 75	75mm GUTTER STEP FLASHING COLOUR	FLIR-FAS075		LM
CorroPanel Fascia with Step 100	100mm GUTTER STEP FLASHING COLOUR	FLIR-FAS100		LM
CorroPanel Fascia with Step 125	125mm GUTTER STEP FLASHING COLOUR	FLIR-FAS125		LM
CorroPanel Fascia with Step 150	150mm GUTTER STEP FLASHING COLOUR	FLIR-FAS150		LM
CorroPanel Fascia with Step 200	200mm GUTTER STEP FLASHING COLOUR	FLIR-FAS200		LM





Roof Flashings







Side Barge (Open Structures)

Category	Product Name	Stock Code	Image	Uom
RidgePanel Top/Side Barge with Step 50	50mm SIDE BARGE STEP FLASHING COLOUR	FLSS-SBS050		LM
RidgePanel Top/Side Barge with Step 75	75mm SIDE BARGE STEP FLASHING COLOUR	FLSS-SBS075		LM
RidgePanel Top/Side Barge with Step 100	100mm SIDE BARGE STEP FLASHING COLOUR	FLSS-SBS100		LM
RidgePanel Top/Side Barge with Step 125	125mm SIDE BARGE STEP FLASHING COLOUR	FLSS-SBS125		LM
RidgePanel Top/Side Barge with Step 150	150mm SIDE BARGE STEP FLASHING COLOUR	FLSS-SBS150		LM
RidgePanel Top/Side Barge with Step 200	200mm SIDE BARGE STEP FLASHING COLOUR	FLSS-SBS200		LM
CorroPanel Top/Side Barge with Step 50	50mm SIDE BARGE STEP FLASHING COLOUR	FLIR-SBS050		LM
CorroPanel Top/Side Barge with Step 75	75mm SIDE BARGE STEP FLASHING COLOUR	FLIR-SBS075		LM
CorroPanel Top/Side Barge with Step 100	100mm SIDE BARGE STEP FLASHING COLOUR	FLIR-SBS100		LM
CorroPanel Top/Side Barge with Step 125	125mm SIDE BARGE STEP FLASHING COLOUR	FLIR-SBS125		LM
CorroPanel Top/Side Barge with Step 150	150mm SIDE BARGE STEP FLASHING COLOUR	FLIR-SBS150		LM
CorroPanel Top/Side Barge with Step 200	200mm SIDE BARGE STEP FLASHING COLOUR	FLSS-SBS200		LM
RidgePanel Side Only Barge Flush 50	50mm SIDE BARGE FLUSH FLASHING COLOUR *	FLSS-SBZ050		LM
RidgePanel Side Only Barge Flush 75	75mm SIDE BARGE FLUSH FLASHING COLOUR *	FLSS-SBZ075		LM
RidgePanel Side Only Barge Flush 100	100mm SIDE BARGE FLUSH FLASHING COLOUR *	FLSS-SBZ100		LM
RidgePanel Side Only Barge Flush 125	125mm SIDE BARGE FLUSH FLASHING COLOUR *	FLSS-SBZ125		LM
RidgePanel Side Only Barge Flush 150	150mm SIDE BARGE FLUSH FLASHING COLOUR *	FLSS-SBZ150		LM
RidgePanel Side Only Barge Flush 200	200mm SIDE BARGE FLUSH FLASHING COLOUR *	FLSS-SBZ200		LM









Roof Flashings

Side Barge (Open Structures)

Category	Product Name	Stock Code	Image	Uom
CorroPanel Side Only Barge Flush 50	50mm SIDE BARGE FLUSH FLASHING COLOUR *	FLIR-SBZ050		LM
CorroPanel Side Only Barge Flush 75	75mm SIDE BARGE FLUSH FLASHING COLOUR *	FLIR-SBZ075		LM
CorroPanel Side Only Barge Flush 100	100mm SIDE BARGE FLUSH FLASHING COLOUR *	FLIR-SBZ100		LM
CorroPanel Side Only Barge Flush 125	125mm SIDE BARGE FLUSH FLASHING COLOUR *	FLIR-SBZ125		LM
CorroPanel Side Only Barge Flush 150	150mm SIDE BARGE FLUSH FLASHING COLOUR *	FLIR-SBZ150		LM
CorroPanel Side Only Barge Flush 200	200mm SIDE BARGE STEP FLASHING COLOUR	FLIR-SBZ200		LM


Large Side Barge (Enclosed Structures)

Category	Product Name	Stock Code	Image	Uom
RidgePanel Top/Side Barge Large w/ Step 50	50mm LARGE SIDE BARGE STEP FLASHING COLOUR	FLSS-SBL050		LM
RidgePanel Top/Side Barge Large w/ Step 75	75mm LARGE SIDE BARGE STEP FLASHING COLOUR	FLSS-SBL075		LM
RidgePanel Top/Side Barge Large w/ Step 100	100mm LARGE SIDE BARGE STEP FLASHING COLOUR	FLSS-SBL100		LM
RidgePanel Top/Side Barge Large w/ Step 125	125mm LARGE SIDE BARGE STEP FLASHING COLOUR	FLSS-SBL125		LM
RidgePanel Top/Side Barge Large w/ Step 150	150mm LARGE SIDE BARGE STEP FLASHING COLOUR	FLSS-SBL150		LM
RidgePanel Top/Side Barge Large w/ Step 200	200mm LARGE SIDE BARGE STEP FLASHING COLOUR	FLSS-SBL200		LM



Gutters & Accessories





Gutters

Category	Product Name	Stock Code	Image	Uom
Gutters - Fit-Fast	GUTTER SQUARE-GP FIT-FAST (min 50mm Roof Panel)	GUTT-FITGUT		LM
Gutters - Fit-Fast	GUTTER END STOPS FIT-FAST (min 50mm Roof Panel)	GUTT-FITEND		LM
Gutters - Fit-Fast	GUTTER BRACKETS FIT-FAST (min 50mm Roof Panel)	GUTT-FITBRA		EA
Gutters - Fit-Fast	GUTTER FITFAST EXTERNAL CORNER (min 50mm Roof Panel)	GUTT-FITEXT		EA
Gutters - Emline SQ	GUTTER SQUARE-GP FASCIA / EMLINE (min 75mm Roof Panel)	GUTT-EMLGUT		LM
Gutters - Emline SQ	GUTTER END STOPS SQUARE-GP / EMLINE (min 75mm Roof Panel)	GUTT-EMLEND		LM
Gutters - Emline SQ	GUTTER BRACKETS SQUARE-GP / EMLINE (min 75mm Roof Panel)	GUTT-EMLBRA		EA
Gutters - Emline SQ	GUTTER EMLINE EXTERNAL CORNER	GUTT-EMLEXT		EA
Gutters - Quad 115	GUTTER 115 HI FRONT SLOTTED QUAD (min 75mm Roof Panel)	GUTT-115GUT		LM
Gutters - Quad 115	GUTTER END STOPS 115 HI FRONT SLOTTED QUAD (min 75mm Roof Panel)	GUTT-115END		LM
Gutters - Quad 115	GUTTER BRACKETS 115 HI FRONT SLOTTED QUAD	GUTT-115BRA		EA
Gutters - Quad 115	GUTTER EXT CORNER 115 HI FRONT SLOTTED QUAD	GUTT-115EXT		EA
Gutters - Quad 150	GUTTER 150 HI FRONT SLOTTED QUAD (min 75mm Roof Panel)	GUTT-150GUT		LM
Gutters - Quad 150	GUTTER END STOPS 150 HI FRONT SLOTTED QUAD	GUTT-150END		LM
Gutters - Quad 150	GUTTER BRACKETS 150 HI FRONT SLOTTED QUAD	GUTT-150BRA		EA
Gutters - Quad 150	GUTTER EXT CORNER 150 HI FRONT SLOTTED QUAD	GUTT-150EXT		LM
Gutters - Universal Drop/Pop	UNIVERSAL GUTTER DOWNPIPE DROP 90/100X75	GUTT-UNIDROP		EA




Fasteners

Flashings & Channel

Category	Product Name	Stock Code	Image	Uom
Rivets - Flashings	BLIND RIVET 3.2MM - 100 PACK COLOUR (general flashings)	PATA-BR100		PACK
Rivets - Receiver Channel	RIVET 4.0mm (5/32") SURFMIST (Suits Receiver Channel underside)	180114OW		EA
Hex Tek - Flashings	METAL TEKS 10x16 - PACK 100 - C/BOND COLOURS (General Flashings)	FAST-TEK1016BUY		PACK
Wafer Tek - Flashings	WAFER TEK 10X16 PK 100 PAINTED COLORBOND COLOURS	TEKW1016-3SM		PACK


Roof Lighting Accessories

Downlights

Category	Product Name	Stock Code	Image	Uom
Downlights - 9W Kit COOL	9W SOLARIS ULTRASLIM LED DOWNLIGHT KIT - COOL WHITE	DL9W-KIT-COOL		EA
Downlights - 9W Kit WARM	9W SOLARIS ULTRASLIM LED DOWNLIGHT KIT - WARM WHITE	DL9W-KIT-WARM		EA

Approved and warranted for use with Solaris® roofing products.

UltraSlim Extra Bright 9W LED Downlight Kit Contents



1 x Trim brushed chrome (optional)

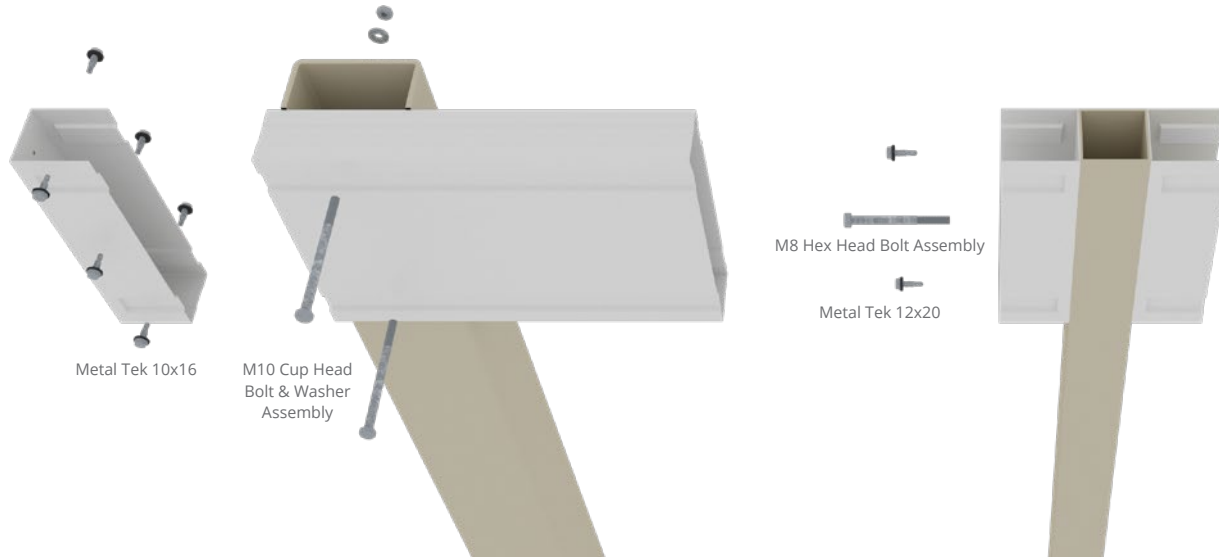


2 x Extension lead 6m

1 x 9W Driver



Post, Beams & Connectors



Firmlok Beam Colours (Hi-Gloss Only)



Post, Beams & Connectors

Beam Load Capacities Table (kN/m)

Select the panel thickness from the Table below for the wind condition at the site (refer to building inspector if required) and the number of side enclosed under the roof (Case A to E).

Load Capacities of beams (kN/m)











Beam Details		Maximum beam span mm (distance between posts)															
		1800		2400		3000		3600		4200		4800		5400		6000	
Beam Type	Beam Size	Single Span	Multi Span	Single Span	Multi Span	Single Span	Multi Span	Single Span	Multi Span	Single Span	Multi Span	Single Span	Multi Span	Single Span	Multi Span	Single Span	Multi Span
Lysaght Firmlok	F10011	7.80	6.30	4.70	4.70	2.90	3.00	16.0	2.10	1.00	1.50	-	1.10	-	-	-	-
	F15015	11.40	9.10	8.50	6.80	6.80	5.40	5.00	4.50	3.70	3.70	2.50	2.80	1.80	2.20	1.30	1.80
	F20020	18.20	14.50	13.60	10.90	10.90	8.7	9.10	7.20	7.30	6.20	5.60	5.40	4.40	4.40	3.50	3.60

Notes: Overhang = Span/4 max



Post, Beams & Connectors

Firmlok Beams

Category	Product Name	Stock Code	Image	Uom
Beam RFB 10040	FIRMLOK 100X50 x 1.1mm COLORBOND - 4000mm [^]	PATB-FLK100-4000		EA
Beam RFB 10050	FIRMLOK 100X50 x 1.1mm COLORBOND - 5000mm [^]	PATB-FLK100-5000		EA
Beam RFB 10061	FIRMLOK 100X50 x 1.1mm COLORBOND - 6100mm [^]	PATB-FLK100-6100		EA
Beam RFB 15040	FIRMLOK 150X50 x 1.5mm COLORBOND - 4000mm [^]	PATB-FLK150-4000		EA
Beam RFB 15050	FIRMLOK 150X50 x 1.5mm COLORBOND - 5000mm [^]	PATB-FLK150-5000		EA
Beam RFB 15061	FIRMLOK 150X50 x 1.5mm COLORBOND - 6100mm [^]	PATB-FLK150-6100		EA
Beam RFB150075	FIRMLOK 150X50 x 1.5mm COLORBOND - 7500mm [^]	PATB-FLK150-7500		EA
Beam RFB 15090	FIRMLOK 150X50 x 1.5mm COLORBOND - 9000mm [^]	PATB-FLK150-9000		EA
Beam RFB 20061	FIRMLOK 200X50 x 2mm COLORBOND - 6100mm [^]	PATB-FLK200-6100		EA
Beam RFB 20075	FIRMLOK 200X50 x 2mm COLORBOND - 7500mm [^]	PATB-FLK200-7500		EA
Beam RFB 20090	FIRMLOK 200X50 x 2mm COLORBOND - 9000mm [^]	PATB-FLK200-9000		EA





Post, Beams & Connectors

Beam Joiners & Brackets

Category	Product Name	Stock Code	Image	Uom
Beam RFB JNR 100	FIRMLOK 100 INTERNAL BEAM JOINER ZINC (BEAM TO BEAM)	PATB-INTJOIN100		EA
Beam RFB JNR 150	FIRMLOK 150 INTERNAL BEAM JOINER ZINC (BEAM TO BEAM)	PATB-INTJOIN150		EA
Beam RFB JNR 200	FIRMLOK 200 INTERNAL BEAM JOINER ZINC (BEAM TO BEAM)	PATB-INTJOIN200		EA
Beam RFB BRA 100	FIRMLOK UNI BRACKET 100 COLORBOND^ (BEAM END CAP)	PATB-FLKUNIB100		EA
Beam RFB BRA 150	FIRMLOK UNI BRACKET 150 COLORBOND^ (BEAM END CAP)	PATB-FLKUNIB150		EA
Beam RFB BRA 200	FIRMLOK UNI BRACKET 200 COLORBOND^ (BEAM END CAP)	PATB-FLKUNIB200		EA
Beam RFB BWBRA	BRICK WALL BRACKET COLORBOND^ (BRICK WALL SUSPENSION)	PATB-FLKBRICKBRA		EA
Beam RFB SUS BRA 100	FIRMLOK SUSP BRACKET 100 COLORBOND^ (POST SUSPENSION)	PATB-FLKSUSB100		EA
Beam RFB SUS BRA 150	FIRMLOK SUSP BRACKET 150 COLORBOND^ (POST SUSPENSION)	PATB-FLKSUSB150		EA
Beam RFB SUS BRA 200	FIRMLOK SUSP BRACKET 200 COLORBOND^ (POST SUSPENSION)	PATB-FLKSUSB200		EA









Fasteners

Category	Product Name	Stock Code	Image	Uom
Fasteners	BEAM-POST (90/75mm Notched) CUP HEAD BOLT M10 X 110MM (GALV)	PATA-CUPHM10-110		EA
Fasteners	BEAM-POST (90/75mm Unnotched) CUP HEAD BOLT M10 X 160MM (GALV)	PATA-CUPHM10-160		EA
Fasteners	METAL TEKS 12x20 - PACK 25 - BEAM COLOURS (Bracket to Beam Connection)	FAST-MET1220		EA
Fasteners	METAL TEKS 10x16 - PACK 100 - C/BOND COLOURS (Beam End Cap Only - Non-Structural)	FAST-TEK1016BUY		EA











Post, Beams & Connectors

Post - Steel 75 SHS

Category	Product Name	Stock Code	Image	Uom
Post - Steel 75 2400	STEEL POSTS 75 x 75 x 2400 x 2mm - P/Coated	PATP-STP75S-2400		EA
Post - Steel 75 3000	STEEL POSTS 75 x 75 x 3000 x 2mm - P/Coated	PATP-STP75S-3000		EA
Post - Steel 75 3500	STEEL POSTS 75 x 75 x 3500 x 2mm - P/Coated	PATP-STP75S-3500		EA
Post - Steel 75 4000	STEEL POSTS 75 x 75 x 4000 x 2mm - P/Coated	PATP-STP75S-4000		EA
Post - Steel 75N 2400	STEEL POSTS 75 x 75 x 2400 x 2mm - Notched - P/Coated	PATP-STP75N-2400		EA
Post - Steel 75N 3000	STEEL POSTS 75 x 75 x 3000 x 2mm - Notched - P/Coated	PATP-STP75N-3000		EA
Post - Steel 75N 3500	STEEL POSTS 75 x 75 x 3500 x 2mm - Notched - P/Coated	PATP-STP75N-3500		EA
Post - Steel 75N 4000	STEEL POSTS 75 x 75 x 4000 x 2mm - Notched - P/Coated	PATP-STP75N-4000		EA





Post - Steel 90 SHS

Category	Product Name	Stock Code	Image	Uom
Post - Steel 90 2400	STEEL POSTS 90 x 90 x 2400 x 2mm - P/Coated	PATP-STP90S-2400		EA
Post - Steel 90 3000	STEEL POSTS 90 x 90 x 3000 x 2mm - P/Coated	PATP-STP90S-3000		EA
Post - Steel 90 3500	STEEL POSTS 90 x 90 x 3500 x 2mm - P/Coated	PATP-STP90S-3500		EA
Post - Steel 90 4000	STEEL POSTS 90 x 90 x 4000 x 2mm - P/Coated	PATP-STP90S-4000		EA
Post - Steel 90N 2400	STEEL POSTS 90 x 90 x 2400 x 2mm - Notched - P/Coated	PATP-STP90N-2400		EA
Post - Steel 90N 3000	STEEL POSTS 90 x 90 x 3000 x 2mm - Notched - P/Coated	PATP-STP90N-3000		EA
Post - Steel 90N 3500	STEEL POSTS 90 x 90 x 3500 x 2mm - Notched - P/Coated	PATP-STP90N-3500		EA
Post - Steel 90N 4000	STEEL POSTS 90 x 90 x 4000 x 2mm - Notched - P/Coated	PATP-STP90N-4000		EA








Post, Beams & Connectors

Post - Aluminium



Category	Product Name	Stock Code	Image	Uom
Post - Alum 67 2400	ALUMINIUM POSTS 67 x 67 - P/Coated - 2400	PATP-ALP67F-2400		EA
Post - Alum 67 2700	ALUMINIUM POSTS 67 x 67 - P/Coated - 2700	PATP-ALP67F-2700		EA
Post - Alum 67 3000	ALUMINIUM POSTS 67 x 67 - P/Coated - 3000	PATP-ALP67F-3000		EA
Post - Alum 67 Foot	ALUMINIUM POST FOOT 67MM - P/Coated	PATP-ALPOSTFOOT		EA

Connectors

Category	Product Name	Stock Code	Image	Uom
Post-Beam Connectors	CONNECTOR ALUMINIUM POST 67MM (BEAM TO POST - UNNOTCHED)	PATP-POSTCONAL67		EA
Post-Beam Connectors	CONNECTOR STEEL POST 75MM (BEAM TO POST - UNNOTCHED)	PATP-POSTCONST75		EA
Post-Beam Connectors	CONNECTOR STEEL POST 90MM (BEAM TO POST - UNNOTCHED)	PATP-POSTCONST90		EA
Post-Slab Connectors	CONNECTOR STEEL POST-SLAB 75MM x 3MM & 5MM WASHER	PATP-POSTCONST75		EA
Post-Slab Connectors	CONNECTOR STEEL POST-SLAB 90MM x 3MM & 5MM WASHER	PATP-POSTCONST90		EA

Patio Accessories

Solaris Skylight Kit

Category	Product Name	Stock Code	Image	Uom
Solaris Skylight Kit - 4.5m	SOLARIS SKYLIGHT KIT - ROOF, CEILING & MOULDS 4.5m	PATA-SKY4500		EA
Solaris Skylight Kit - 7.0m	SOLARIS SKYLIGHT KIT - ROOF, CEILING & MOULDS 4.5-7.0m	PATA-SKY7000		EA





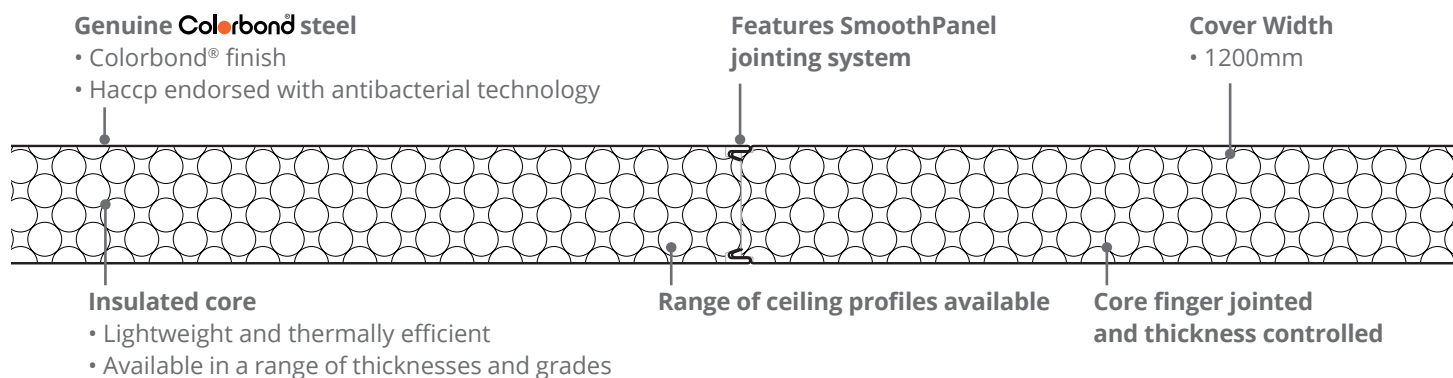
Wall Panel

SmoothPanel



SMOOTH PANEL

Multi purpose insulated panel. High quality, commercial class flatness, range of thicknesses, customised lengths and ease of installation make it an ideal building panel for projects of any scale. SmoothPanel is ideal for internal walls and ceilings for both residential and agricultural projects.






Category	Product Name	Stock Code	Uom
SmoothPanel 50 CRP PW	SMOOTH PANEL 50MM SL 0.6 PERMAGARD WHITE (ANTI-BACTERIAL PROTECTION)	BPQ050	SQM
SmoothPanel 75 CRP PW	SMOOTH PANEL 75MM SL 0.6 PERMAGARD WHITE (ANTI-BACTERIAL PROTECTION)	BPQ075	SQM
SmoothPanel 100 CRP PW	SMOOTH PANEL 100MM SL 0.6 PERMAGARD WHITE (ANTI-BACTERIAL PROTECTION)	BPQ100	SQM
SmoothPanel 125 CRP PW	SMOOTH PANEL 125MM SL 0.6 PERMAGARD WHITE (ANTI-BACTERIAL PROTECTION)	BPQ125	SQM
SmoothPanel 150 CRP PW	SMOOTH PANEL 150MM SL 0.6 PERMAGARD WHITE (ANTI-BACTERIAL PROTECTION)	BPQ150	SQM
SmoothPanel 200 CRP PW	SMOOTH PANEL 200MM SL 0.6 PERMAGARD WHITE (ANTI-BACTERIAL PROTECTION)	BPQ200	SQM
SmoothPanel 250 CRP PW	SMOOTH PANEL 250MM SL 0.6 PERMAGARD WHITE (ANTI-BACTERIAL PROTECTION)	BPQ250	SQM
SmoothPanel 50 XIP - CC Stock	SMOOTH PANEL 50MM SL 0.6 CCREAM/CCREAM - STOCK LENGTH 2400MM	CCQ0502400	EA
SmoothPanel 50 XIP	SMOOTH PANEL 50MM SL 0.6 COLOUR/COLOUR	BPQ050**/**	SQM
SmoothPanel 75 XIP	SMOOTH PANEL 75MM SL 0.6 COLOUR/COLOUR	BPQ075**/**	SQM
SmoothPanel 100 XIP	SMOOTH PANEL 100MM SL 0.6 COLOUR/COLOUR	BPQ100**/**	SQM
SmoothPanel 125 XIP	SMOOTH PANEL 125MM SL 0.6 COLOUR/COLOUR	BPQ125**/**	SQM
SmoothPanel 150 XIP	SMOOTH PANEL 150MM SL 0.6 COLOUR/COLOUR	BPQ150**/**	SQM
SmoothPanel 200 XIP	SMOOTH PANEL 200MM SL 0.6 COLOUR/COLOUR	BPQ200**/**	SQM






Wall Panel Accessories

Angles

Category	Product Name	Stock Code	Image	Uom
Angles	WALL INTERNAL CORNER ANGLE 25x25x1.6 6.5m OFF WHITE (SURFMIST®)	121602OW		EA
Angles	WALL-CEILING COVER ANGLE 50x50x1.6 5.8m OFF WHITE (SURFMIST®)	122608OW		EA
Angles	50mm SMOOTH PANEL CAPPING ANGLE 70x40x1.6 5.8m SURFMIST®	122618OW		EA

Door Jambs

Category	Product Name	Stock Code	Image	Uom
Door Jamb 50	50MM SMOOTH PANEL DOOR JAMB - 5300mm - SURFMIST	120183OW		LTH
Door Jamb 75	75MM SMOOTH PANEL DOOR JAMB - 5300mm - SURFMIST	120184OW		LTH
Door Jamb 100	100MM SMOOTH PANEL DOOR JAMB - 5300mm - SURFMIST	120185OW		LTH
Door Jamb Gasket Seal (Mandatory)	DOOR JAMB PERIMETER GASKET SEAL - ROLL 16M	210093	IMAGE NOT AVAILABLE	ROLL

Channel & Flashings

Base Channel

Category	Product Name	Stock Code	Image	Uom
Base Channels	BASE CHANNEL 50mm 5.8m SURFMIST	122630OW		EA
Base Channels	BASE CHANNEL 50mm 5.8m CLASSIC CREAM	122630CC		EA
Base Channels	BASE CHANNEL 75mm 5.8m SURFMIST	122632OW		EA
Base Channels	BASE CHANNEL 100mm 5.8m SURFMIST	122634OW		EA
Base Channels	BASE CHANNEL 150mm 5.8m SURFMIST	122636OW		EA

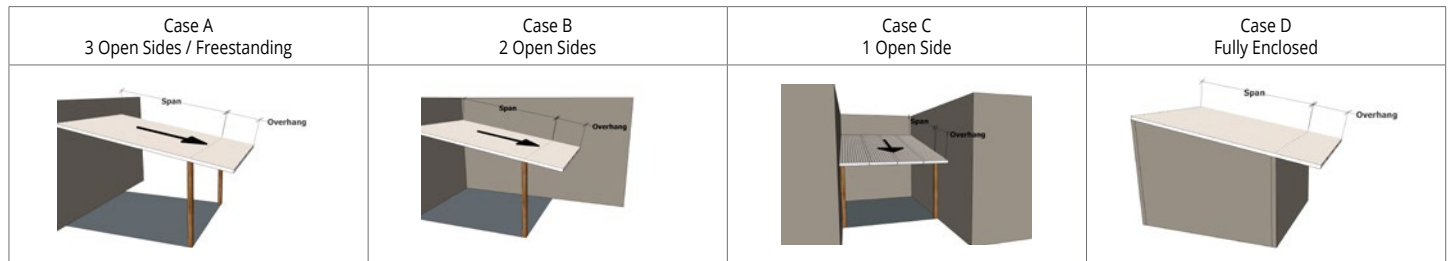
Fixings

Category	Product Name	Stock Code	Image	Uom
Angles	RIVET 4.0mm (5/32") SURFMIST	180114OW		EA



Engineering

Roofing Panel Span Tables



Case A
3 Open Sides / Freestanding

Case B
2 Open Sides

Case C
1 Open Side

Case D
Fully Enclosed



Case A
3 Open Sides / Freestanding

Case B
2 Open Sides

Case C
1 Open Side

Case D
Fully Enclosed

Wind Category	Panel Thickness (mm)	Max. Span	Max. Span	Max. Span	Max. Span
N1/N2	50	5000	4400	4000	3800
	75	6300	5300	4800	4600
	100	7700	6100	5600	5400
	125	8000	6900	6300	6000
	150	8700	8100	7600	7200
	200	9500	9800	9100	9800
N3	50	4800	3500	3200	3000
	75	5800	4200	3800	3600
	100	6800	4900	4400	4300
	125	7600	5500	5000	4800
	150	8500	6100	5700	5400
	200	9600	7650	6650	6200
N4	50	4000	2800	2600	2500
	75	4700	3400	3000	2800
	100	5400	4000	3600	3500
	125	6000	4500	4100	3800
	150	6600	4700	4400	4100
	200	7200	5500	4600	4200
C1	50	4800	3500	3200	2500
	75	5800	4500	3800	3000
	100	6800	4900	4400	3600
	125	7600	5500	5000	4000
C2	50	3900	2800	2600	1900
	75	4700	3400	3000	1900
	100	5500	4000	3600	2600
	125	6200	4500	4100	2900
C3	50	3200	2300	1900	-
	75	3900	2400	2000	-
	100	4500	3200	2700	1800
	125	5100	3600	3000	1900

Maximum Cantilever/Overhang is 25% of immediate backspan.

Wind Category	Panel Thickness (mm)	Max. Span	Max. Span	Max. Span	Max. Span
N1/N2	50	5300	5100	4800	4200
	75	6800	6300	5400	5000
	100	7300	6700	6100	5300
	125	7900	7000	6400	6000
	150	8700	8200	7750	6500
	200	9700	9700	9000	7400
N3	50	5000	3800	3400	3400
	75	6000	5000	4100	3800
	100	6500	5400	4400	4300
	125	7400	5600	5000	4500
	150	8200	6600	5600	4800
	200	9500	7600	5600	5100
N4	50	4200	3100	2800	2600
	75	4920	4000	3480	3100
	100	5250	4300	3800	3500
	125	5950	4600	4000	3650
	150	6400	4970	4200	3800
	200	7300	5450	4500	4000
C1	50	4300	3800	3400	3100
	75	5400	4100	4000	3600
	100	5800	4400	4300	4200
	125	6000	5100	4600	4600
C2	50	3600	2800	2900	2500
	75	4500	3400	3000	2900
	100	4900	3700	3300	3200
	125	5100	4000	3600	3400
C3	50	2700	1800	1800	1200
	75	3400	2000	1950	1300
	100	3800	2300	2200	1600
	125	4000	2600	2500	1800

Maximum Cantilever/Overhang is 25% of immediate backspan.

NOTES

- These span tables apply to enclosed buildings less than 20 metres high with sealed doors and windows and patio roofing as shown.
- Maximum overhang lengths cannot exceed 25% of panel backspan. Customers are advised to use a thicker panel if greater overhang lengths are required.
- Minimum roof width is 1.5 x overhang.
- RidgePanel to be fixed every crest. Additional mid-crest fixing required for Wind Class C2, C3 and C4. Additional pan fixing required in Cyclonic Regions C1-C4.
- CorroPanel to be fixed every second crest for Non-Cyclonic N1-N4. Fixed every crest for Cyclonic C1-C3.
- Total live load up to 140kg allowed on spanned sections of roof only. (Live loads not permitted on overhangs)
- These span tables are based on specific deflection limits calculated from serviceability loads for each wind class. (Deflection limits may be exceeded during extreme weather conditions when serviceability wind speeds are higher than usual.



Engineering

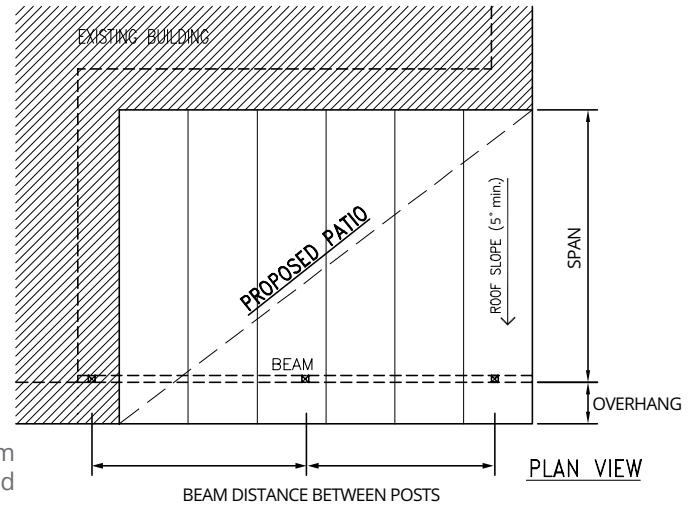
Maximum Load On Beam

Load width on the beam





* Load width on beam = 0.5 x span + overhang

Uplift Load On The Beam

Use the load width from above to select the uplift load on the beam (kN/m) from the table below for the particular wind category and patio type



Uplift load on beams (kN/m)

Wind class	Load width	Fully open or 3 sides open	2 sides open	1 side open	Fully enclosed
					
N1/N2	1500	0.91	1.73	2.07	2.25
	2100	1.28	2.42	2.90	3.14
	2700	1.65	3.11	3.73	4.04
	3300	2.01	3.80	4.56	4.94
	3900	2.38	4.49	5.39	5.84
	4500	2.74	5.18	6.22	6.74
	5100	3.11	5.88	7.05	7.64
	6000	3.66	6.91	8.29	8.99
N3/C1	1500	1.49	2.70	3.24	3.51
	2100	2.00	3.78	4.24	4.91
	2700	2.57	4.86	5.83	6.32
	3300	3.14	5.94	7.13	7.72
	3900	3.74	7.02	8.42	9.13
	4500	4.28	8.10	9.72	10.53
	5100	4.86	9.18	11.02	11.93
	6000	5.71	10.80	12.96	14.04
N4/C2	1500	2.13	4.02	4.84	5.22
	2100	2.98	5.63	6.75	7.31
	2700	3.83	7.23	8.68	9.40
	3300	4.68	8.84	10.61	11.49
	3900	5.53	10.45	12.54	13.56
	4500	6.38	12.06	14.47	15.76
	5100	7.23	13.66	16.40	17.76

NOTES:

- Linear interpolation is permitted between load width values in the table
- Loads for Wind Class N5, C3, C4 to be individually designed by a certified engineer



Skillion Insulated Patio Kits



Whether you are after a relaxation zone, an entertainment area, having all year round outdoor space or simply wanting to add value to your home, a Solaris® patio offers the solution.

With a full spectrum of options and a range of benefits including durability, style, ease of installation and a cost effective end to end solution.

Our patios are made from Solaris® panel with a versatile paneling system that easily fits to a number of applications. It provides protection from the elements which is an important aspect in the enjoyment of the outdoor lifestyle.

Solaris® patios offer a permanent high performance roof to cover your outdoor recreation area, providing year round shelter from the sun and rain. It can be erected as either free standing or an attached structure, with a skillion or gable roof type ensuring maximum flexibility in design and use.

Design flexibility

High quality finish

Rapid build

Strong

Energy efficient

Sustainable

Low maintenance



Solaris® Warranty

Metecno Pty Limited (ABN 44 096 402 934) trading as Metecno Pty Ltd ("Company") warrants to the Purchaser and the owner of the building ("Owner") that the Solaris® Insulated Roof Panels ("Solaris® Products") are free from defects caused by the Company's manufacturing process, subject to the Conditions of Warranty below.

Important: The next page of this Warranty contains details on how to make a Warranty Claim, exclusions & limitations on the Company's liability and the preservation of other rights and remedies you may have regarding the goods to which this Warranty relates.

A. Warranty Period

This Warranty is valid for a period of 15 years from the date of the Purchaser's original purchase from the Company.

B. Conditions of Warranty

- 1) This Warranty is for the benefit of the Purchaser and the Owner who acquired the Solaris® Products from the Company. No other person may rely on this Warranty.
- 2) This Warranty is valid only if the Purchaser and the Owner accurately completes and signs this Warranty form and presents it with any claim.
- 3) A claim will only be recognised after the Solaris® Products have been inspected by a representative of the Company.
- 4) The Company's responsibility under this Warranty is limited to repairing or replacing any defective Solaris® Product, the choice being at the Company's sole discretion. The Company reserves the right to appoint its own repairers.
- 5) This Warranty is provided for the Solaris® Products only. The Company will not be liable for:
 - a) any components or services manufactured or provided by other parties;
 - b) labour costs associated with the installation or removal of affected Solaris® Products or the fixing of replacement panels; or
 - c) injury to persons, or damage to property or consequential losses arising from the use of the Solaris® Products.
- 6) This Warranty is conditional upon:-
 - a) the Solaris® Products being installed in accordance with the engineering specifications and installation instructions provided by the Company, the receipt of which is hereby acknowledged; and
 - b) the Solaris® Products being installed in accordance with AS 3500 Plumbing and Drainage – Part 5 domestic installations and/or AS HB39 Installation code for metal roof and wall cladding.
- 7) This Warranty excludes damage caused by:-
 - a) Transport, handling, storage, installation or erection;
 - b) Structural pressure due to settlement or unusual loads;
 - c) Aftermarket coating or painting;
 - d) Storm and tempest, floods, lightning strike or other acts of God;
 - e) Adhesion and marking due to failure to remove protective plastic film (core strip);
 - f) Corrosion due to pollutants, chemicals and corrosive atmosphere;
 - g) Attack from chemical agents, fumes, liquids or solids other than direct rain falling onto the Solaris® Products;
 - h) Neglect, mistreatment or deliberate damage;
 - i) Sustained temperatures above 80°C;
 - j) Contact with soils, ashes, fertilizers or other moisture retaining substances;
 - k) Area in metallic direct or indirect contact with lead or copper or dissimilar metals, or subject to the run off from copper or lead flashings and pipes;
 - l) Failure to remove debris and/or failure to provide free drainage of water including internal condensation from all surfaces of the product;
 - m) Deterioration of the panels caused by contact with green or wet timber or treated Timbers; or
 - n) Alteration or modifications not in accordance with the Company's installation procedures.



Solaris® Warranty

- 8) In accordance with any warranty extended to the Company by the manufacture of the Steel component of the Solaris® Products, the Company only extends to the Purchaser and the Owner the benefit of the Warranty and guarantees it receives from the manufacturer (if any) to the extent it is capable of doing so at law and if :-
- Installation is greater than one kilometre from marine or industrial environments;
 - The paint finish as supplied must not be scratched, abraded or damaged in any way, or coated with an incompatible material;
 - Sheltered or areas unwashed by rain exposure must be washed down on a regular six monthly basis; and
 - The relevant manufacturer requires registration of that warranty, the Purchaser and the Owner comply with that registration requirement.
- 9) This Warranty is given in lieu of all other considerations or warranties expressed or implied except to the extent that any statute applicable to this Warranty prevents the exclusion, restrictions or modification of such conditions or warranties.

C. How To Make A Warranty Claim

- The Purchaser and/or Owner must give written notice headed "Warranty Claim" to the Company by email or post to the Company's address provided above and provide this accurately completed and signed Warranty Form with that written notice.
- The written notice must be given within the Warranty Period above and within 3 months of the defect first becoming apparent.
- The Purchaser and/or Owner must enable a Company representative to inspect the Product and make an assessment. The Purchaser and/or Owner must provide whatever access to property, information and assistance the Company representative may reasonably require to assess the claim.
- The Company will bear any costs it incurs in making an assessment. The Purchaser and Owner will bear any costs they incur in making or substantiating the claim.

D. Other Rights And Exclusions

If you are a consumer:

If you acquire goods as a "consumer" as defined by the Australian Consumer Law, the benefits to you given by this Warranty are in addition to any other rights and remedies you may have under a law in relation to the Goods to which this Warranty relates, but only to the extent that such other rights and remedies cannot be excluded.

In particular, the Company's goods come with guarantees that cannot be excluded under the Australian Consumer Law. You are entitled to a replacement or refund for a major failure and compensation for any other reasonably foreseeable loss or damage. You are also entitled to have the Goods repaired or replaced if the Goods fail to be of acceptable quality and the failure does not amount to a major failure.

If you are a supplier to consumers:

If you supplied the Goods to a consumer you may be entitled under the Australian Consumer Law to be indemnified by the Company in certain circumstances should you incur liability to a consumer under that law due to a defect in the Company's Goods.

Exclusion of other liability:

Our liability in respect of the Goods is strictly limited to the above Warranty and to those other rights mentioned above that cannot at law be excluded. All other liability, whether to a consumer, supplier or any other person, whether arising under contract, tort, statute or otherwise and whether for property damage, personal injury or for economic, financial or consequential loss is expressly denied.

This Warranty is given by Metecno Pty Limited ABN 44 096 402 934 trading as Metecno Pty Ltd whose business address and contact details are outlined on page 1 above.

Solaris®

103 Ingram Road, Acacia Ridge, QLD
Locked Bag 2600, Archerfield BC, 4108
Phone (07) 3323 8592 Fax (07) 3323 8501

Freecall 1800 077 044

Email sales@solaris.com.au

Web www.solaris.com.au

DISCLAIMER

This material has been prepared for Solaris™ (Metecno Pty Ltd) solely for marketing, illustration and current pricing purposes only and is subject to change without given notice. Statements, figures, calculations, plans, images and representations are indicative only. Images may include sketches, computer generated images and artists impressions. Changes may be made during the further development or planning stages, or to any dimensions, fittings, finishes, costs and specifications. The information contained in this material is a guide only and does not constitute an offer, representation, inducement, warranty or contract. Solaris®, RidgePanel, SmoothPanel and CorroPanel are trademarks of Metecno Pty Limited. BlueScope, Colorbond®, Permagard®, Microban® and colour names are trademarks of BlueScope Steel Limited. The colours shown in this publication have been reproduced to represent actual product colours as accurately as possible. However, given printing limitations, we recommend checking your chosen colour against an actual sample before placing orders. This advice is of a general nature only. Designers must provide for adequate structural performance and other Building Code requirements. Refer to Solaris® website for latest version. Consult Solaris® for your application. BON0448 Solaris Price list v29 - 20/11/2018