

A PRODUCT BY

EXOLUX
DECKING PRODUCTS

CLICKDECK®
MODULAR SUBFLOOR SYSTEM



AVAILABLE AUSTRALIA WIDE

Follow us on:  

Ph: (03) 8202 5166
Website: www.clickdeck.com.au
Email: info@exolux.com.au
Address: 2/5 Kelletts Road, Rowville VIC 3178

A PRODUCT BY

EXOLUX
DECKING PRODUCTS

BUILD FASTER, BUILD SMARTER WITH CLICKDECK®

**MODULAR ALUMINIUM
SUBFLOOR SYSTEM**

ALUMINIUM SUBFLOOR SYSTEM

CLICKDECK IS THE LONGEST LASTING SUBFRAME SYSTEM ON THE MARKET.

WHY CHOOSE AN ALUMINIUM SUBFRAME OVER A TIMBER SUBFRAME?

A timber subframe is very susceptible to issues with moisture ingress which in turn causes warping, bowing and premature failure of the subframe.

**Dont waste your money on a timber subframe that will fail
Build Smarter with the CLICKDECK aluminium subframe**

THE FAST , EASY AND LONG-LASTING SOLUTION



2 year old H3 treated pine deck frame on concrete

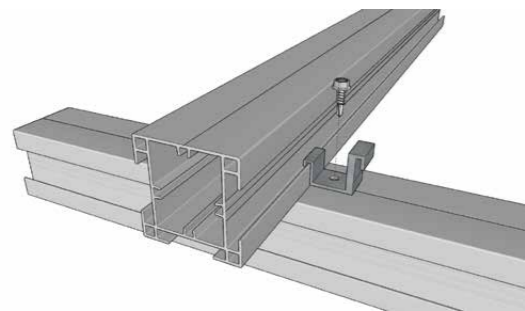


5 Year old deck frame

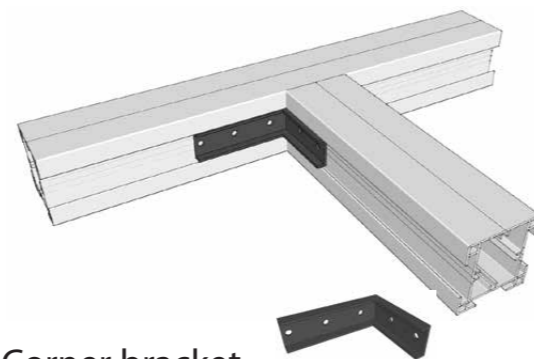


TIMBER FRAME FAILURE
Trex Decking boards still in perfect condition but full frame replacement needed.

SEE OUR SIMPLE BRACKET SYSTEM BELOW



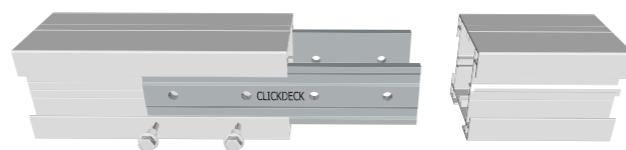
Hold Down Clip
Secures the joist to the bearer



Corner bracket
Universal bracket to make corner and angled connections

Joiners

Extends the lengths of the aluminium profile



LONGEVITY
ULTRA LOW HEIGHT CAPABLE
BUILDING CODE COMPLIANT
FASTER INSTALLATION
LARGER SPANS
TERMITE PROOF
NON - COMBUSTIBLE FRAME

PRODUCT SUPPLY:

- Loose supply - Cut onsite
- Stock lengths : 2.4m, 3.6m, 4.8m, 6m
- Kit form cut to customer lengths.

SERVICE AND SUPPORT:

- Estimating service
- Full design service
- In house engineering and construction drawings
- Fast manufacturing lead times
- Australia wide delivery
- Onsite assistance and installation



DESIGN GUIDE

FOR MORE INFORMATION
ON INSTALLATION



Works with both composite
and natural timber decking




Clickdeck Aluminium
Waterproof Subframe

Please ask us
about our
composite decking
options

Australian Standards compliant : AS1164.2 , AS1170

Minimum Build height : 30mm incl support



28 Profile



55 Profile



110 Profile




Pedestal supports

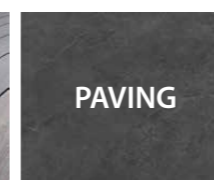


Post supports

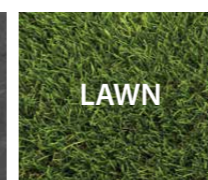
COMPATIBLE SURFACES



DECKING




PAVING



LAWN


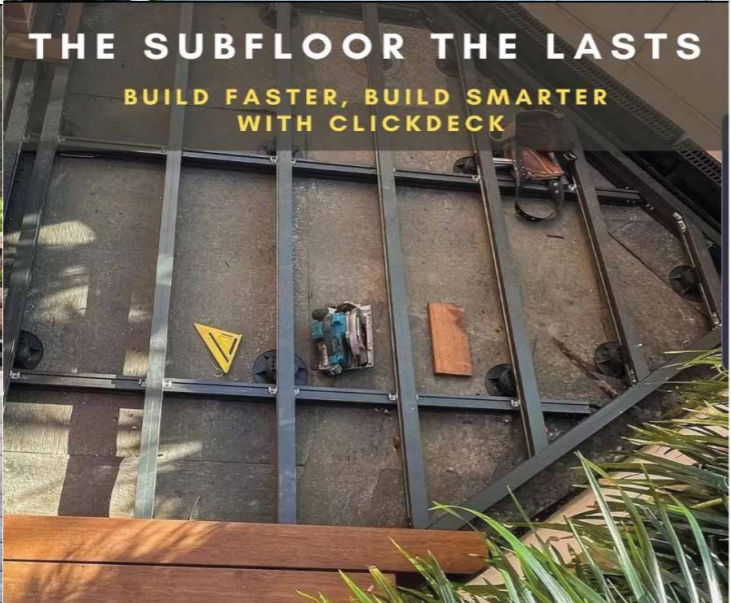



AUSTRALIAN MADE &
ENVIROMENTALLY FRIENDLY



POWDERCOATED IN
TEXTURA MONUMENT





PROJECT PICTURES



DESIGN ASSISTANCE

SERVICE AND SUPPORT:

- Estimating service
- Full design service
- In house engineering and construction drawings

- Fast manufacturing lead times
- Australia wide delivery
- Onsite assistance and installation

SPECIFICATION ASSISTANCE:

- CAD Drawings
- Structural Computations
- Certifications
- Form 126 (VIC)
- Form 15 (QLD)

ONSITE MANAGEMENT:

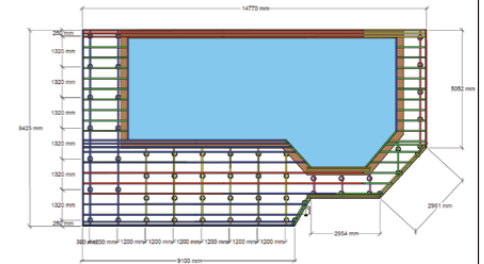
- Project manager services
- Technical Assistance
- Installation
- Preworks planning

FABRICATION:

- Custom bracket manufacturing
- Project specific solutions
- Modular construction

AFTER SERVICE CARE:

- Onsite Inspections
- Warranty assistance



COMMERCIAL PROJECTS

